


LINCOLN

®

GENERAL LUBRICATION EQUIPMENT & ACCESSORIES



People, Capabilities and Systems to Save Money and Increase Productivity



Industry Leader

Continually satisfying our customers with the world's best lubrication equipment and pumping systems has made Lincoln the largest and most successful company in our field. For more than 90 years, companies have relied on our technical and quality leadership; our world-class manufacturing and customer service, and our vast network of distributors and support facilities.

Research and Development

In order to provide the best worldwide and regional application solutions, Lincoln develops new products and systems at research and development facilities in the United States, Germany and India.

Providing Solutions

Industrial customers in large processing plants, automotive manufacturing, pulp and paper mills, food and beverage and other manufacturing facilities can depend on solutions from Lincoln. For the toughest mobile applications, on the road or in the field, Lincoln protects heavy equipment used in mining, construction, agriculture and over-the-road trucking. In addition, Lincoln offers the best lubrication equipment to meet the needs of automotive service professionals.

Complete Product Line

Lincoln supplies automated lubrication systems, pumps and pump stations and top quality lubrication equipment and accessories. Our quality systems in the United States and Germany are ISO 9001 registered and our fittings business is QS 9000 registered.

Worldwide Support

With five technical support centers on three continents, and a network of distributors supported by regional sales and service offices, our customers can always draw on our worldwide resources.



2	Pumps	
	PMV Pump Family	2
	PMV 3" and 4.25" Oil Pumps	5
	PMV 3" and 4.25" Grease Pumps	10
	PMV Portable Pumps	15
	PMV Pump Accessories	16
	20, 25 & 40—High-Pressure	18
	20, 25 & 40—High-Pressure Accessories	21
	20, 25 & 40—Medium-Pressure	22
	20, 25 & 40—Medium-Pressure Accessories	27
	PowerMaster® III	29
	PowerMaster® II	33
	PowerMaster® II & III Accessories	36
	Bulk Oil Systems	39
	Air-Operated Diaphragm	40
	Air-Operated Diaphragm Accessories	41
	Transfer/1:1	42
	Lube Dispensing Stations	45
46	Hose Reels	
	Lincoln's Fluid Reel Series (LFR)	46
	Heavy-Duty	48
	Decorative	50
	Dual Arm	51
	High-Flow	52
	Value Series	53
	Hose Chart and Accessories	54
56	Control Valves & Meters	
	Grease	56
	Fluid Lubricants	57
	Accessories	59
	Inline/Volume Meters	60
	Air/Water	61
62	Filters, Regulators & Lubricators (FRL)	
	Air Controls & Accessories	62
	AirCare™ Air Preparation System	64
74	Used-Fluid Handling	
	Gravity Drains	74
	Mityvac Evacuators	77
	Installed Systems	79
80	Portable Equipment	
	High-Pressure	80
	High-Pressure Accessories	83
	Medium-Pressure	84
86	Hand-Held Lubrication & Accessories	
	PowerLuber®	86
	Grease Guns	88
	Accessories	91
	Fittings	94
97	Air Couplers & Nipples	97
100	Typical Installations	100
108	Lube Truck Accessories	108
110	Safety Warning Information	110
111	Numerical Index	111



Designed for Exceptional Performance, Long Service Life, Low Maintenance Cost

Lincoln's new PMV family of grease and oil pumps represents 100 years of high-quality engineering, technology and manufacturing. The unique, modular design of these pumps includes precision-machined parts made with durable materials which allows for a longer pump life.

Based on Lincoln's proven PowerMaster III air logic pump technology, PMV is a simple design with few moving parts. This translates to exceptional performance, long service life and low maintenance cost.



PMV Features and Benefits

Air Valve Assembly

- Proven design based on the PowerMaster III air logic pump technology
 - More than 25 years of precision pump engineering ensures dependable, quiet performance
- Modular, fastened by four bolts
 - Quick and easy to maintain throughout the service life of the pump
- Precision machined and made from aircraft aluminum
 - Precise, durable and less susceptible to temperature than plastic spools
- Runs without external lubrication
 - Reduces cost of ownership
- No springs, rods, levers or slides
 - Fewer parts to wear out, increasing durability, decreasing repair cost
- Designed to work in a contaminated air supply
 - Airline filters that have not been drained will not affect the air motor's performance

Pump Tube

- One-piece, machined gland nut
 - Easy to maintain over the life of the pump
- Divorced pump tube and air motor seal
 - Air motor seal is a separate o-ring which reduces the chance of contamination in the motor



Pump Seals

- Made from durable polyurethane
 - Compatible with a wide range of natural and synthetic lubricants

Pump Rod

- Hard-chrome plated
 - Allows for superior sealing which extends the life of the rod



Air Cylinder

- One-piece cylinder casting contains all ports and passages
 - Simplifies repairs
- One-piece piston
 - No connection to any rods, spools, springs or poppets reduces premature mechanical failures, simplifies repairs
- One o-ring on the piston
 - Reduces leak paths, improves durability



Pumps

PMV Pump Naming Table



PMV Part No. Reference	PMV Part Number	PMV Part No. Reference	
Oil 05 = 5:1 06 = 6:1 10 = 10:1		00S = STUB 016 = 16 Gallon 055 = 55 Gallon 275 = 275 Gallon 035 = 25-50 lb. 120 = 120 lb. 400 = 400 lb.	
Grease 50 = 50:1		000 = Bare Pump BB = Bung Bushing DC = Drum Cover LT = Lube Truck with Drum Cover LB = Lube Truck with Bung Bushing WM = Wall Mount SU = Stub Universal HF = Hoist/Follower HR = Hoist/Follower/Runaway	
	Pump Ratio	Drum/ Tank Size	
3 = 3" 4 = 4.25"	Air Motor Size	Pump Mount	
V=PMV	Pump Series		
	Description	Included with Packages	
	5:1 Bare Pump	V 3 05 000 000	
	5:1 Stub/Universal Pump	V 3 05 00S SU	Bung Bushing, Air Cplr./Nipple, Air Hose, Fluid Hose
	5:1 55 Gal Pump	V 3 05 055 BB	Bung Bushing, Air Cplr./Nipple, Air Hose, Fluid Hose, Down Tube
	5:1 16 Gal Pump	V 3 05 016 DC	Drum Cover, Air Cplr./Nipple, Air Hose, Fluid Hose, Down Tube
	5:1 275 Gal Pump	V 3 05 275 BB	Bung Bushing, Air Cplr./Nipple, Air Hose, Fluid Hose, Down Tube
	5:1 Wall Mount Pump	V 3 05 00S WM	Wall Mount Kit, Suction Kit, Air Cplr./Nipple, Air Hose, Fluid Hose
	5:1 55 Gal Lube Truck Pump	V 3 05 055 LT	Drum Cvr, Tie Rods/Eye Bolts, Down Tube, Air Cplr./Nipple, Air Hose
	50:1 Pump, 3", 120 Lb Bare	V 3 50 120 000	
	50:1 Pump, 3", 400 Lb Bare	V 3 50 400 000	
	50:1 3" 120 Lb Stationary Pkg	V 3 50 120 DC	Drum Cvr, Follower, Air Cplr./Nipple, Air Hose, Grease Hose, Outlet Swvl
	50:1 3" 400 Lb Stationary Pkg	V 3 50 400 DC	Drum Cover, Air Cplr./Nipple, Air Hose, Grease Hose, Outlet Swivel
	50:1 3" 120 Lb Hoist/Follower Pkg	V 3 50 120 HF	Hoist, Follower/Primer, Air Cplr./Nipple, Air Hose, Grease Hose
	50:1 3" 400 Lb Hoist/Follower Pkg	V 3 50 400 HF	Hoist, Follower/Primer, Air Cplr./Nipple, Air Hose, Grease Hose
	50:1 3" 120 Lb Lube Truck Pkg	V 3 50 120 LT	Drum Cover, Tie Rods/Eye Bolts, Air Coupler/Nipple, Outlet Swivel
	50:1 3" 400 Lb Lube Truck Pkg	V 3 50 400 LT	Drum Cover, Tie Rods/Eye Bolts, Air Coupler/Nipple, Outlet Swivel
	6:1 Bare Pump	V 4 06 000 000	
	6:1 Stub Pump	V 4 06 00S SU	Air Coupler/Nipple, Air Hose, Fluid Hose
	6:1 Wall Mount Pump	V 4 06 00S WM	Wall Mount Kit, Suction Kit, Air Coupler/Nipple, Air Hose, Fluid Hose
	10:1 Bare Pump	V 4 10 000 000	
	10:1 Stub/Universal Pump	V 4 10 00S SU	Bung Bushing, Air Cplr./Nipple, Air Hose, Fluid Hose
	10:1 55 Gal Pump W/ Drum Cvr	V 4 10 055 DC	Drum Cover, Air Cplr./Nipple, Air Hose, Fluid Hose, Down Tube
	10:1 55 Gal Pump W/ Bung Bshng	V 4 10 055 BB	Bung Bushing, Air Cplr./Nipple, Air Hose, Fluid Hose, Down Tube
	10:1 Wall Mount Pump	V 4 10 00S WM	Wall Mount Kit, Suction Kit, Air Coupler/Nipple, Air Hose, Fluid Hose
	10:1 55 Gal Lube Truck Pump W/Dc	V 4 10 055 LT	Drum Cvr, Tie Rods/Eye Bolts, Down Tube, Air Cplr./Nipple, Air Hose
	10:1 55 Gal Lube Truck Pump W/Bung Bshng	V 4 10 055 LB	Bung Bshg, Tie Rods/Eye Bolts, Down Tube, Air Cplr./Nipple, Air Hose
	50:1 Pump, 4.25", 120 Lb Bare	V 4 50 120 000	
	50:1 Pump, 4.25", 400 Lb Bare	V 4 50 400 000	
	50:1 4.25" 120 Lb Stationary Pkg	V 4 50 120 DC	Drum Cvr, Follower, Air Cplr./Nipple, Air Hose, Grease Hose, Outlet Swvl
	50:1 4.25" 400 Lb Stationary Pkg	V 4 50 400 DC	Drum Cvr, Follower, Air Cplr./Nipple, Air Hose, Grease Hose, Outlet Swvl
	50:1 4.25" 400 Lb Hoist/Follower Pkg	V 4 50 400 HF	Hoist, Follower/Primer, Air Cplr./Nipple, Air Hose, Grease Hose
	50:1 4.25" 400 Lb Hoist/Follower/Runaway Pkg	V 4 50 400 HR	Hoist, Follower/Primer, Air Cplr./Nipple, Air Hose, Grease Hose, Runaway Ctrl
	50:1 4.25" 120 Lb Lube Truck Pkg	V 4 50 120 LT	Drum Cover, Tie Rods/Eye Bolts, Air Coupler/Nipple, Outlet Swivel
	50:1 4.25" 400 Lb Lube Truck Pkg	V 4 50 400 LT	Drum Cover, Tie Rods/Eye Bolts, Air Coupler/Nipple, Outlet Swivel
	50:1 3" 25-50 Lb Bare Pump	V 3 50 035 000	
	50:1 25-50 Lb Portable W/Pail Cvr	9989	Pail Cover, Air Coupler/Nipple, Grease Hose, Control Valve, Swivel
	50:1 120 Lb Portable W/Caster Base	9917	Drum Cvr, Follower, Air Cplr./Nipple, Grease Hose, Cntrl Vlv., Caster Base

All systems based on 100 PSI air input and 70°F (21°C)

Oil Pumps With 10w 30 Motor Oil

PMV 3" 5:1 Pumps

Reels with 50' x 1/2" ID hose (Model No. 94354)	5/8" OD x 0.049" wall tubing – up to 50'
Electronic Meters (Model Nos. 905, 953, 954)	3/4" OD x 0.049" wall tubing – up to 150'
<i>Two simultaneous dispenses at 1 gpm each</i>	

PMV 4.25" 10:1 Pumps

Reels with 50' x 1/2" ID hose (Model No. 94354)	5/8" OD x 0.049" wall tubing – up to 300'
Electronic Meters (Model Nos. 905, 953, 954)	3/4" OD x 0.049" wall tubing – up to 1000'
<i>Two simultaneous dispenses at 1 gpm each</i>	

PMV 4.25" 6:1 Pumps

Reels with 50' x 1/2" ID hose (Model No. 94354)	1.25" Sch. 40 Seamless Pipe – up to 150'
Electronic Meters (Model Nos. 905, 953, 954)	1.5" Sch. 40 Seamless Pipe – up to 250'
<i>Four simultaneous dispenses at 1 gpm each</i>	

6:1 pumps are for stub or wall mount only. Not for use with bung bushings.

Grease Pumps With NLGI #1 Grease

PMV 3" 50:1 Pumps

Reels with 50' x 3/8" hose (Model No. 94553)	5/8" OD x 0.083" wall tubing – up to 500'
Control Valve & Swivel (Model Nos. 3050, 81729)	
<i>Two simultaneous dispense at 0.125 lbs/min each</i>	

PMV 4.25" 50:1 Pumps

Reels with 50' x 3/8" hose (Model No. 94553)	3/4" OD x 0.109" wall tubing – up to 500'
Control Valve & Swivel (Model Nos. 3050, 81729)	1" Sch 160 pipe – up to 2000'
<i>Four simultaneous dispense at 0.125 lbs/min each</i>	

1. Values are for typical systems
2. Some of the factors that affect actual system's performance
 - a. Temperature
 - b. Viscosity
 - c. Number and type of fitting (elbows, tees, reducers) and connecting hoses
 - d. Air supply – pressure, scfm, line size
3. Lincoln can provide system design/performance parameters for any specific application. Contact your representative.



V305000000
5:1 Bare Pump



V410000000
10:1 Bare Pump



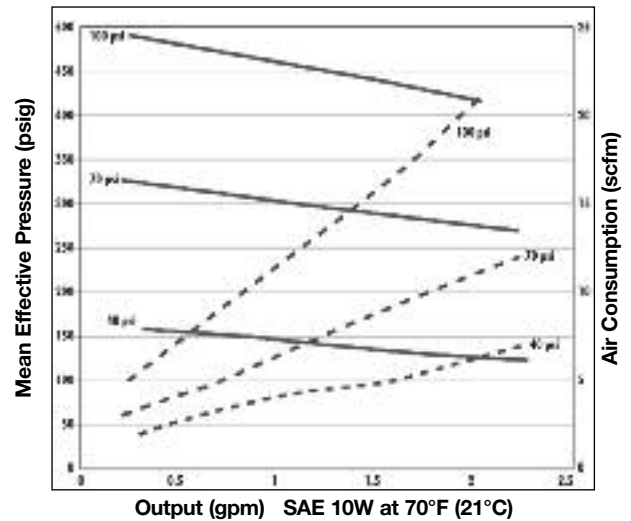
V406000000
6:1 Bare Pump

**For specific installations, please refer to
Lincoln's Vehicle Service Planning Manual**

5:1 Oil Pump Specifications and Performance Testing

Pumping Ratio	5:1
Air Pressure	40 - 150 psi (2.7 - 10.3 bar)
Max. Output Pressure	750 psi (51 bar)
Air Inlet	3/8 NPTF
Material Outlet	1/2 NPTF
Material Inlet	1 1/2 NPTF
Airmotor Bore Dia.	3 in. (76.2 mm)
Stroke	3 1/4 in. (82.5 mm)
Output Per Cycle	6.7 cu. in. (110 cc)
Cycles/Gal (Liter)	34.5 (9.1)
Wetted Parts	Carbon Steel, Brass, Zinc, Polyurethane, Nitrile
Free Flow	7 gpm (26.5 lpm)
Overall Length (Stub)	17 3/8" (442 mm)

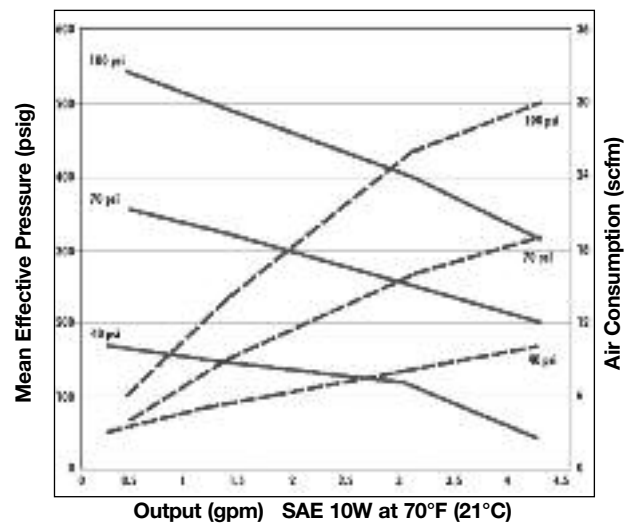
Decibels less than 85 at all normal operating conditions



6:1 Oil Pump Specifications and Performance Testing

Pumping Ratio	6:1
Air Pressure	40 - 150 psi (2.7 - 10.3 bar)
Max. Output Pressure	900 psi (62 bar)
Air Inlet	3/8 NPTF
Material Outlet	1/2 NPTF
Material Inlet	1 1/2 NPTF
Airmotor Bore Dia.	4 1/4 in. (108 mm)
Stroke	3 1/4 in. (82.5 mm)
Output Per Cycle	11.9 cu. in. (195 cc)
Cycles/Gal (Liter)	19.4 (5.1)
Wetted Parts	Carbon Steel, Brass, Zinc, Polyurethane, Nitrile
Free Flow	7 gpm (26.5 lpm)
Overall Length	18 3/8" (480 mm)

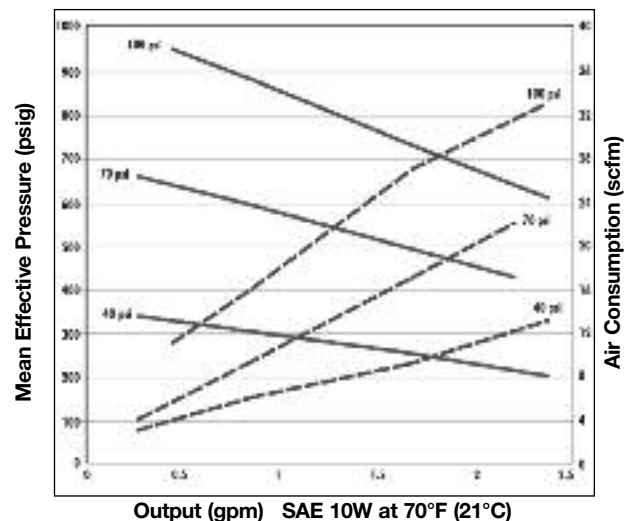
Decibels less than 85 at all normal operating conditions



10:1 Oil Pump Specifications and Performance Testing

Pumping Ratio	10:1
Air Pressure	40 - 150 psi (2.7 - 10.3 bar)
Max. Output Pressure	1500 psi (103 bar)
Air Inlet	3/8 NPTF
Material Outlet	1/2 NPTF
Material Inlet	1 1/2 NPTF
Airmotor Bore Dia.	4 1/4 in. (108 mm)
Stroke	3 1/4 in. (82.5 mm)
Output Per Cycle	7.2 cu. in. (118 cc)
Cycles/Gal (Liter)	32.1 (8.5)
Wetted Parts	Carbon Steel, Brass, Zinc, Polyurethane, Nitrile
Free Flow	5 gpm (18.4 lpm)
Overall Length (Stub)	17 7/8" (443 mm)

Decibels less than 85 at all normal operating conditions





Model V30500SSU 5:1 Stub/Universal Pump

Package Includes:

- Bare Pump Model No. V305000000
- Stub/Universal Kit Model No. K00000SSU
 - Bung Bushing Model No. 85824
 - Air Coupler/Nipple Model No. 5874/5875
 - $\frac{3}{8}$ " x 2' Air Hose Model No. 72024A
 - $\frac{1}{2}$ " x 2' Fluid Hose Model No. 73024
 - 90° Swivel Model No. 241584



V305055BB 5:1 55-gallon Pump

Package Includes:

- Bare Pump Model No. V305000000
- 55-gal. Bung Mount Kit Model No. K000055BB
 - Bung Bushing Model No. 85824
 - Air Coupler/Nipple Model No. 5874/5875
 - $\frac{3}{8}$ " x 5' Air Hose Model No. 273299
 - $\frac{1}{2}$ " x 5' Fluid Hose Model No. 73060
 - Down Tube Model No. 85807
 - 90° Swivel Model No. 241584



V305016DC 5:1 16-gallon Pump

Package Includes:

- Bare Pump Model No. V305000000
- 16-Gal. Drum Cover Kit Model No. K000016DC
 - Drum Cover Model No. 85826
 - Suction Tube Model No. 85806
 - Air Coupler/Nipple Model No. 5874/5875
 - $\frac{3}{8}$ " x 5' Air Hose Model No. 273299
 - $\frac{1}{2}$ " x 5' Fluid Hose Model No. 73060



V305275BB 5:1 275-gallon Pump

Package Includes:

- Bare Pump Model No. V305000000
- 275-Gal. Pump Mount Kit Model No. K000275BB
 - Bung Bushing Model No. 85824
 - Air Coupler/Nipple Model No. 5874/5875
 - $\frac{3}{8}$ " x 5' Air Hose Model No. 273299
 - $\frac{1}{2}$ " x 5' Fluid Hose Model No. 73060
 - Universal Suction Tube Model No. 85949



V30500SWM

V30500SWM 5:1 Wall Mount Pump

Package Includes:

- Bare Pump Model No. V305000000
- Remote Suction Kit Model No. 84945
- Wall Mount Kit Model No. 275398
 - Air Coupler/Nipple Model No. 5874/5875
 - 3/8" x 5' Air Hose Model No. 273299
 - 1/2" x 5' Fluid Hose Model No. 73060
 - 90° Swivel Model No. 241584
 - Wall Mount Assembly Model No. 275413



V305055LT

V305055LT 5:1 55-Gallon Lube Truck Pump

Package Includes:

- Bare Pump Model No. V305000000
- Drum Cover and Hose Kit Model No. K000055LT
 - 400 lb. Drum Cover with Tie Rods Model No. 83115
 - Down Tube Model No. 85807
 - Lifting Eye Model No. 275415
- Air Coupler/Nipple Model No. 5874/5875
- 3/8" x 5' Air Hose Model No. 273299

Pumps

PMV — 4.25" Oil Pumps



V40600SSU

Model V40600SSU 6:1 Stub Pump

Package Includes:

- Bare Pump Model No. V406000000
- 6:1 Stub Kit Model No. K40600SSU
 - Air Coupler/Nipple Model No. 5874/5875
 - 3/8" x 2' Air Hose Model No. 72024A
 - 1/2" x 2' Fluid Hose Model No. 73024
 - 90° Swivel Model No. 241584

**6:1 PUMPS FOR
STUB OR WALL
MOUNT ONLY.
NOT FOR USE
WITH BUNG
BUSHINGS.**

V40600SWM 6:1 Wall Mount Pump

Package Includes:

- Bare Pump Model No. V406000000
- Remote Suction Kit Model No. 84945
- Wall Mount Kit Model No. 275398
 - Air Coupler/Nipple Model No. 5874/5875
 - 3/8" x 5' Air Hose Model No. 273299
 - 1/2" x 5' Fluid Hose Model No. 73060
 - 90° Swivel Model No. 241584
 - Wall Mount Assy Model No. 275413



V40600SWM

V41000SSU 10:1 Stub/Universal Pump

Package Includes:

- Bare Pump Model No. V410000000
- Stub/Universal Kit Model No. K00000SSU
 - Bung Bushing Model No. 85824
 - Air Coupler/Nipple Model No. 5874/5875
 - 3/8" x 2' Air Hose Model No. 72024A
 - 1/2" x 2' Fluid Hose Model No. 73024
 - 90° Swivel Model No. 241584



V41000SSU

V410055DC 10:1 55-gallon Pump with Drum Cover

Package Includes:

- Bare Pump Model No. V410000000
- 55-gal. Drum Cover Kit Model No. K000055DC
 - Drum Cover Model No. 85827
 - Suction Tube Model No. 85807
 - 90° Swivel Model No. 241584
 - Air Coupler/Nipple Model No. 5874/5875
 - 3/8" x 5' Air Hose Model No. 273299
 - 1/2" x 5' Fluid Hose Model No. 73060



V410055DC



V410055BB

V410055BB 10:1 55-gallon Pump with Bung Bushing

Package Includes:

- Bare Pump Model No. V410000000
- 55-gal. Bung Mount Kit Model No. K000055BB
 - Air Coupler/Nipple Model No. 5874/5875
 - 3/8" x 5' Air Hose Model No. 273299
 - 1/2" x 5' Fluid Hose Model No. 73060
 - Down Tube Model No. 85807
 - 90° Swivel Model No. 241584



V41000SWM

V41000SWM 10:1 Wall Mount Pump

Package Includes:

- Bare Pump Model No. V410000000
- Remote Suction Kit Model No. 84945
- Wall Mount Kit Model No. 275398
 - Air Coupler/Nipple Model No. 5874/5875
 - 3/8" x 5' Air Hose Model No. 273299
 - 1/2" x 5' Fluid Hose Model No. 73060
 - 90° Swivel Model No. 241584
 - Wall Mount Assy Model No. 275413



V410055LB

V410055LB 10:1 55-gallon Lube Truck Pump with Bung Bushing

Package Includes:

- Bare Pump Model No. V410000000
- 55-gal. Lube Truck Kit with Bung Bushing Model No. K000055LB
 - Bung Bushing Model No. 85824
 - Tie Rod Kit Model No. 83131
 - Suction Tube Model No. 85807
 - Air Coupler/Nipple Model No. 5874/5875
 - 3/8" x 5' Air Hose Model No. 273299



V410055LT

V410055LT 10:1 55-gallon Lube Truck Pump with Drum Cover

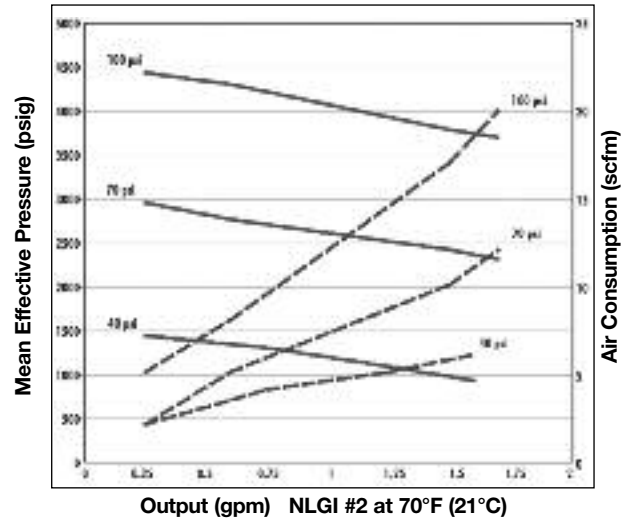
Package Includes:

- Bare Pump Model No. V410000000
- Drum Cover and Hose Kit Model No. K000055LT
 - 400 lb. Drum Cover with Tie Rods Model No. 83115
 - Down Tube Model No. 85807
 - Lifting Eye Model No. 275416
 - Air Coupler/Nipple Model No. 5874/5875
 - 3/8" x 5' Air Hose Model No. 273299

50:1 3" Grease Pump Specifications / Performance Testing

Pumping Ratio	50:1
Air Pressure	40 - 150 psi (2.7 - 10.3 bar)
Max. Output Pressure	7500 psi (517 bar)
Air Inlet	3/8" NPTF
Material Outlet	1/4" NPTF
Airmotor Bore Dia.	3 in. (76.2 mm)
Stroke	3 1/4 in. (82.5 mm)
Output Per Cycle	0.78 cu. in. (12.8 cc)
Wetted Parts	Carbon Steel, Brass, Zinc, Polyurethane, Nitrile
Free Flow	168 in ³ /min. (2753 cc/min)
Overall Length	
35 lb.	27 7/8" (708 mm)
120 lb.	36 3/8" (924 mm)
400 lb.	42 7/8" (1089 mm)

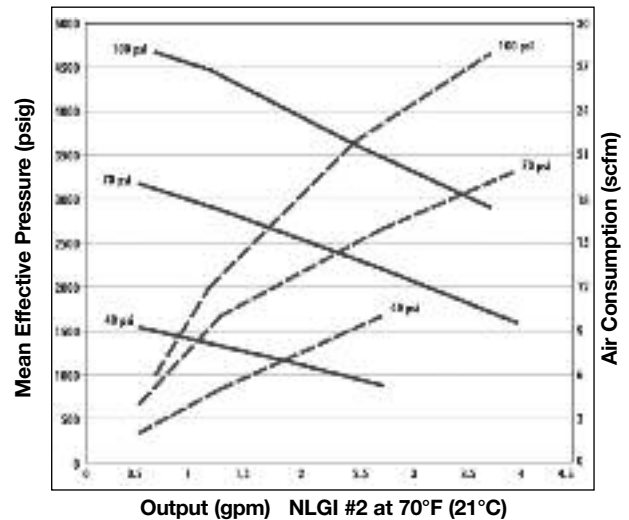
Decibels less than 85 at all normal operating conditions



50:1 4.25" Grease Pump Specifications / Performance Testing

Pumping Ratio	50:1
Air Pressure	40 - 150 psi (2.7 - 10.3 bar)
Max. Output Pressure	7500 psi (517 bar)
Air Inlet	3/8" NPTF
Material Outlet	1/4" NPTF
Airmotor Bore Dia.	4 1/4 in. (108 mm)
Stroke	3 1/4 in. (82.5 mm)
Output Per Cycle	1.47 cu. in. (24.1 cc)
Wetted Parts	Carbon Steel, Brass, Zinc, Polyurethane, Nitrile
Free Flow	220 in ³ /min. (3605 cc/min)
Overall Length	
120 lb.	36 7/8" (926 mm)
400 lb.	42 1/2" (1091 mm)

Decibels less than 85 at all normal operating conditions



3" Air Motor



4.25" Air Motor

Pumps

PMV — 3" Grease Pumps



V350120000 50:1 – 3" 120-lb. Bare Pump

V350400000 50:1 – 3" 400-lb. Bare Pump

V350120000

V350400000

V350400DC 50:1 – 3" 400-lb. Stationary Package

Package Includes:

- Bare Pump Model No. V350400000
- 400-lb Drum Cover Kit Model No. K050400DC
 - 400-lb. Drum Cover Model No. 85827
 - Air Coupler/Nipple Model No. 5874/5875
 - 1/4" x 5' Grease Hose Model No. 75060
 - (2) Hose Connectors Model No. 10198
 - 3/8" x 5' Air Hose Model No. 273299
 - Elbow Union Model No. 80202

V350120DC 50:1 – 3" 120-lb. Stationary Package

Package Includes:

- Bare Pump Model No. V350120000
- 120-lb. Stationary Kit Model No. K050120DC
 - Drum Cover Model No. 85826
 - (2) Hose Connectors Model No. 10198
 - Elbow Union Model No. 80202
 - 1/4" x 5' Grease Hose Model No. 75060
 - 3/8" x 5' Air Hose Model No. 273299
 - Follower Model No. 84780
 - Air Coupler/Nipple Model No. 5874/5875

V350400DC



V350120DC



V350120HF 50:1 - 3" 120-lb. Inductor Package

Package Includes:

- Bare Pump Model No. V350120000
- Hoist/Follower Kit Model No. 274932

V350400HF 50:1 - 3" 400-lb. Inductor Package

Package Includes:

- Bare Pump Model No. V350400000
- Hoist/Follower Kit Model No. 275260



V350120LT 50:1 - 3" 120-lb. Lube Truck Package

Package Includes:

- Bare Pump Model No. V350120000
- 120-lb. Lube Truck Kit Model No. K050120LT
 - 120-lb. Drum Cover with Tie Downs Model No. 85829
 - Elbow Union Model No. 80202
 - Air Coupler/Nipple Model No. 5874/5875
 - Lifting Eye Model No. 275415



V350400LT 50:1 - 3" 400-lb. Lube Truck Package

Package Includes:

- Bare Pump Model No. V350400000
- 400-lb. Lube Truck Kit Model No. K050400LT
 - 400-lb. Drum Cover with Tie Rods Model No. 83115
 - Elbow Union Model No. 80202
 - Air Coupler/Nipple Model No. 5874/5875
 - Lifting Eye Model No. 275415

Pumps

PMV — 4.25" Grease Pumps



V4501200000 50:1 – 4.25" 120-lb. Bare Pump

V4504000000 50:1 – 4.25" 400-lb. Bare Pump

V450120DC 50:1 – 4.25" 120-lb. Stationary Package

Package Includes:

- Bare Pump Model No. V450120000
- 120-lb. Stationary Kit Model No. K050120DC
 - Drum Cover Model No. 85826
 - (2) Hose Connectors Model No. 10198
 - Elbow Union Model No. 80202
 - 1/4" x 5' Grease Hose Model No. 75060
 - 3/8" x 5' Air Hose Model No. 273299
 - Follower Model No. 84780
 - Air Coupler/Nipple Model No. 5874/5875
 - Elbow Union Model No. 80202

V450400DC 50:1 – 4.25" 400-lb. Stationary Package

Package Includes:

- Bare Pump Model No. V450400000
- 400-lb Drum Cover Kit Model No. K050400DC
 - 400-lb. Drum Cover Model No. 85827
 - Air Coupler/Nipple Model No. 5874/5875
 - 1/4" x 5' Grease Hose Model No. 75060
 - (2) Hose Connectors Model No. 10198
 - 3/8" x 5' Air Hose Model No. 273299
 - Elbow Union Model No. 80202



V450120DC

For heavy greases and/or low temperatures,
order follower number 85825 on pg. 17

V450400DC



V450400HF

V450400HF 50:1 – 4.25" 400-lb. Inductor Package

Package Includes:

- Bare Pump Model No. V450400000
- Hoist/Follower Kit Model No. 275260

V450400HR 50:1 – 4.25" 400-lb. Inductor/Runaway Package

Package Includes:

- Bare Pump Model No. V450400000
- Hoist/Follower Kit Model No. 275260
- Runaway Control Model No. 85840

V450120LT 50:1 – 4.25" 120-lb. Lube Truck Package


Package Includes:

- Bare Pump Model No. V450120000
- 120-lb. Lube Truck Kit Model No. K050120LT
 - 120-lb. Drum Cover with Tie Downs Model No. 85829
 - Elbow Union Model No. 80202
 - Air Coupler/Nipple Model No. 5874/5875
 - Lifting Eye Model No. 275416

V450400LT 50:1 – 4.25" 400-lb. Lube Truck Package

Package Includes:

- Bare Pump Model No. V450400000
- 400-lb. Lube Truck Kit Model No. K050400LT
 - 400-lb. Drum Cover with Tie Rods Model No. 83115
 - Elbow Union Model No. 80202
 - Air Coupler/Nipple Model No. 5874/5875
 - Lifting Eye Model No. 275416



V450120LT

V450400LT



85791

85791 50:1 – 3" 25-, 50-lb. Bare Pump



9989

9989 50:1 – 25-, 50-lb. Portable with Pail Cover

Package Includes:

- Bare Pump Model No. 85791
 - Drum Cover Model No. 9149
 - Flexible Follower Model No. 84775
 - Air Coupler/Nipple Model No. 5874/5875
 - 7' Grease Hose Model No. 75084
 - Straight Swivel Model No. 82399
 - Universal Swivel Model No. 81387
 - Control Valve Model No. 740




9917

9917 50:1 – 120-lb. Portable with Caster Base

Package Includes:

- Bare Pump Model No. 85792
 - Drum Cover Model No. 46007
 - Flexible Follower Model No. 84780
 - Air Coupler/Nipple Model No. 5874/5875
 - 7' Grease Hose Model No. 75084
 - Straight Swivel Model No. 82399
 - Universal Swivel Model No. 81387
 - Control Valve Model No. 740




Model 84945 Suction Kit

For transfer of product from drums, bulk tanks or reservoirs. Includes bung bushing suction tube, hose and coupling assembly.

Low-Level Cutoffs

Automatically shuts off flow of oil; keeps air out of the pump when tank or drum level is low. Recommended when dispensing oil through metering devices to conform with standards of the National Conference of Weights and Measures.

- Model 82439 for 1½" NPT suction tubes
- Model 84946 for 1" NPT suction tubes



Model 275413 Wall Mount Bracket

Wall mount bracket for PMV pumps.

Thermal Pressure Relief Valve

Model 282876

Protect lube system components from high-pressure spikes caused by temperature change in a closed fluid network.

Model No.	Application	Pre-Set Relief Pressure	Port Size
282876	Piston Pumps	1000 psi / 68 bar	½" NPT



Model 85840 Runaway Control and Pump Protection

Stops pumps when they lose prime and start to accelerate towards damaging speeds.

Modular Air Line Equipment Accessories—Lockout Valve

Install in-line or modular with other AirCare products to help conform to OSHA Lockout Regulations. In the closed position, valves block inlet air flow and exhaust downstream air.

Model No.	For Modular Use with	For In-Line Use with	Max. Air Supply psi / bar	Operating Temp. Range
247771	¾" Modular	¾"	250 / 17	0°F to 150°F -20°C to 65°C



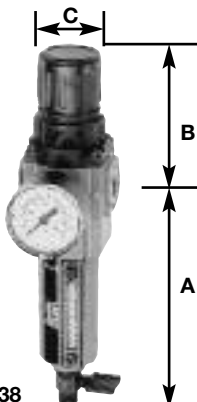
Integrated/Modular Filter/Regulator with Gauge

Can be used with other AirCare Modular Components.

Model No.	Maximum Air Supply	Operating Temp. Range	Element Particle Size	Outlet Press. Adj. Range
602136	250 psi / 17 bar	0°F to 150°F -18°C to 65°C	40 m	5 to 150 psi 0.3 to 10 bar

Model No.	Drain Type	Port Size PTF	Dimensions – in. / mm				Weight lbs. / kg
			A	B	C	D	
602136	Manual	¾"	5.27 / 134	2.89 / 73	1.98 / 50	3.29 / 83	1.2 / 0.5

247771



602136



84780

Follower Plates

Recommended when pumping viscous lubricants that will not seek their own level.

Model 84780

For use with 120 lb. containers for 1", 1¼", 1⅜", 1½", 2⅛" diameter pump tubes. Used with Series 20 and 40 air-operated grease pumps.



85825

Model 85825

Deluxe pressed steel follower plate for 400 lb. drums includes a seal in the hub to prevent channeling of grease past the pump tube.



85824

Model 85824 Bung Bushing

Screws in bung opening of 55 gal. drums and custom-built tanks to secure PMV pumps. Plated to resist rust. Threaded 2" NPT(m).



85826

Model 85826 Drum Cover for 120 lb. Drum

For mounting PMV pumps on open 120 lb./16 gal. drums.

Model 85827 Drum Cover for 400 lb. Drum

For mounting PMV pumps on open 400 lb./55 gal. drums.



273299

83115

Model 83115 Lube Truck Drum Cover Tie Rod Assembly for 400 lb. Drum

Secures PMV pump and 400 lb./55 gal. drum to lube truck deck.



82989

Model 82989 Lube Truck Drum Cover Tie Rod Assembly for 120 lb. Drum

Secures PMV pump and 120 lb./16 gal. drum to lube truck deck.

Model 273299 Air Inlet Hose

¾" ID x 5" air hose

Shut-Off Valves

Needle-Type Valves for Chassis Grease

Model No.	Thread	Description
778	¼" NPT(f)	High Pressure




85826

Quarter-Turn Valves Medium Pressure

Model No.	Inlet/Outlet	Maximum Working Pressure
66084	½" NPT(f)	600 psi / 52 bar



85827



778

66084



The Heavy-Duty 50:1 Grease Pump Family from Lincoln

Lincoln air-operated lube equipment models featuring our high-pressure Series 20 and Series 40 grease pumps have been performance proven in automotive, agricultural, heavy-duty, marine, construction and industrial facilities throughout the world.

- Series 20 grease pumps include the time proven 20 cubic inch displacement Lincoln air motor with 2 1/2" stroke—ideal for most applications.
- Series 40 grease pumps include the time proven 40 cubic inch displacement Lincoln air motor with 4 1/2" stroke—ideal for high volume applications.

These pumps are built for power, durability and dependability and these exclusive engineering features ensure top performance and longer service life.

Series 20 & 40 Grease Pump Features

- Lightweight, corrosion-resistant zinc head casting design incorporates uniform wall thickness and an integral patented muffler which keeps noise level below OSHA standards without compromising performance. Keeps pumping, while other pumps slow down or stop due to icing.
- 150 psi pre-lubricated air motor requires no external oiler.
- Pneumatically-assisted mechanical air valve assures positive tripping.
- Springless air motor construction prevents premature pump failure due to spring fatigue.
- Precision-machined, hardened steel slide valve for longer life—no packings to wear out.
- Powerful—20 cu. in. or 40 cu in. air motor.
- Designed for greater cycle rates. Exceeds maximum limits recommended for competitive pumps.
- One piece pump outlet body withstands constant high lubricant pressures.
- Easier serviceability. Majority of parts are common with other series 20, 25 and 40 pumps.
- Faster output. Double-acting design provides high-pressure and uniform delivery on both up and down strokes.
- Hardened steel plunger and bushing resist abrasion and prolong pump life. Micro-lapped to high precision tolerance to eliminate bypassing lubricant.
- All pumps are 100% electronically tested to assure quality performance.
- Backed by the most extensive, qualified service network in the industry.
- Shovel-type foot valve adds mechanical priming to normal suction. Handles all grades of lubricants.
- Backed by a five-year limited warranty. See your Lincoln representative for details.





918

Series 20 • 50:1 • Double Acting

Shop/Plant Applications

Model 918 120 lb. Drum

Equipped with 82050 bare pump assembly, 46007 drum cover, 815 air coupler, 11659 air nipple, 72036 3' air connecting hose, 75060 5' high-pressure grease connecting hose, 84780 deluxe follower plate, 80202 volume elbow union. Height with drum is 39³/₈". Drum not included.

Model 83447 Pump Elevator Assembly

Pump elevator assembly lifts pump assembly clear of drum for easy, one person drum changes. Also helps prevent introduction of foreign material into grease during drum changes. Height with drum is 39³/₈", 67¹/₄" with elevator raised. Drum not included.



83447

Model 926 400 lb. Drum

Equipped with 82054 bare pump assembly, 81523 drum cover, 815 air coupler, 11659 air nipple, 72036 3' air connecting hose, 75060 5' high-pressure grease connecting hose and 80202 volume elbow union. Height with drum is 46". Drum not included.

NOTE: A deluxe follower plate 83366 is recommended for use with this pump. See page 5.

Model 926-1 400 lb. Drum

Same as 926 except without 81523 drum cover.



926

Lube Truck/Mobile Applications

Model 82991 120 lb. Drum

Equipped with 82050 bare pump assembly, 82989 drum cover and tie rod assembly, 84941 eye bolt kit, 815 air coupler, 11659 air nipple and 80202 volume elbow union. Height with drum is 40³/₄". Drum not included.

NOTE: Connecting hoses are not included with this package. Order connecting hoses separately to suit application.

Model 83112 400 lb. Drum

Equipped with 83112-1 pump, 83115 drum cover and tie rod assembly 815 air coupler, 11659 air nipple and 80202 volume elbow union. Height with drum is 50". Drum not included.

NOTE: Connecting hoses are not included with this package. Order connecting hoses separately to suit application.



82991

NOTE: For lube truck/mobile applications (models 82991 and 83112), optional deluxe follower plate is available. See page 21.

These high-pressure pumps incorporate a 20 cu. in. air motor design.

Series 20 Grease Pumps

Model	Description	Bare Pump	Free Delivery (per min.)	Ratio	Drum Size	Air Inlet NPT	Material Outlet NPT
918	Shop/garage	82050	80 cu. in.	50:1	120 lb.	1/4" (f)	1/4" (f)
923	Shop/garage w/elevator	82050	80 cu. in.	50:1	120 lb.	1/4" (f)	1/4" (f)
926	Shop/garage	82054	80 cu. in.	50:1	400 lb.	1/4" (f)	1/4" (f)
82991	Lube truck model	82050	80 cu. in.	50:1	120 lb.	1/4" (f)	1/4" (f)
83112	Lube truck model	82054	80 cu. in.	50:1	400 lb.	1/4" (f)	1/4" (f)



1418

Series 40 • 50:1 • High Output • Double Acting Shop/Garage Applications

Model 1418 120 lb. Drum

Equipped with 84667 bare pump assembly, 46007 drum cover, 815 air coupler, 11659 air nipple, 72036 3' air connecting hose, 75060 5' high-pressure grease connecting hose, 84780 deluxe follower plate and 80202 volume elbow union. Height with 120 lb. drum is 41³/₈". Drum not included.

Model 1426 400 lb. Drum

Equipped with 84668 bare pump assembly, 81523 drum cover, 815 air coupler, 11659 air nipple, 72036 3' air connecting hose, 75060 5' high-pressure grease connecting hose and 80202 volume elbow union. Height with 400 lb. drum is 48". Drum not included.

NOTE: Deluxe follower plate 83366 is recommended for use when pumping extra-heavy lubricants and must be ordered separately for this model. See page 5.

Model 1426-1 400 lb. Drum

Same as 1426 except without 81523 drum cover.

Model 2740 400 lb. Inductor

Equipped with 84668 bare pump assembly, 274681 primer assembly with follower, air powered hoist, 815 air coupler, 11659 nipple, 274728 7' air hose, 75084 7' grease hose, 602003 air regulator for hoist, and 274843 air gauge. Raised height is 97".

Lube Truck/Mobile Applications

Model 84684 120 lb. Drum

Equipped with 84667 bare pump assembly, 82989 drum cover and tie rod assembly, 84941 eye bolt kit, 815 air coupler, 11659 air nipple and 80202 volume elbow union. Height with drum is 42³/₄". Drum not included. Follower not included.

NOTE: Connecting hoses are not included with this package. Order connecting hoses separately to suit application.

Model 84683 400 lb. Drum

Equipped with 84668 bare pump assembly, 83115 drum cover and tie rod assembly, 84941 eye bolt kit, 815 air coupler, 11659 air nipple and 80202 volume elbow union. Height with drum is 52". Drum not included.

NOTE: Connecting hoses are not included with this package. Order connecting hoses separately to suit application.

NOTE: For lube truck/mobile applications, optional deluxe follower plate is available. See page 5.

These high-output pumps incorporate a 40 cu. in. air motor design with a 4 1/2" stroke for higher volume output and fewer cycles per pound of grease.

Series 40 Grease Pumps

Model	Description	Bare Pump	Free Delivery (per min.)	Ratio	Drum Size	Air Inlet NPT	Material Outlet NPT
1418	High-volume shop	84667	90 cu. in.	50:1	120 lb.	1/4" (f)	1/4" (f)
1426	High-volume shop	84668	90 cu. in.	50:1	400 lb.	1/4" (f)	1/4" (f)
84683	High-volume lube truck	84668	90 cu. in.	50:1	400 lb.	1/4" (f)	1/4" (f)
84684	High-volume lube truck	84667	90 cu. in.	50:1	120 lb.	1/4" (f)	1/4" (f)
2740	Pump with inductor	84668	90 cu. in.	50:1	400 lb.	1/4" (f)	1/4" (f)



84775

Follower Plates

Recommended when pumping lubricants that will not seek their own level.

Model 84775

Deluxe universal follower for use with 25-50 lb. containers for 1", 1 1/4", 1 1/2" diameter pump tubes. All rubber unit ensures complete grease dispensing to the bottom of dented or plastic lined drums; wipes pail or drum clean. Metal cap holds insert firmly in place, ensuring seal and maintaining vacuum.



84780

Model 84780

Same as 84775 except for use with 120 lb. containers for 1", 1 1/4", 2 1/8" diameter pump tubes. Used with Series 20 and 40 air-operated grease pumps.

Model 83366

Deluxe pressed steel follower plate for 400 lb. drums includes a seal in the hub to prevent channeling of grease past the pump tube.



46007

Drum Covers

Model 46007

Drum cover for 120 lb. or 16-gallon open top refinery containers for all series 20, 25 and 40 pumps.



81523

Model 81523

Drum cover for 400 lb. or 55-gallon open top refinery containers for all series 20, 25 and 40 pumps.



282396

3:1—5:1 • Motor Oil, ATF, Gear Lube and Other Fluid Lubricants

The 3:1 and 5:1 Stub Pump Family from Lincoln

For over 75 years, Lincoln's exclusive pump designs have proven their superiority in application after application. And our lineup of strong, silent oil-dispensing pumps is no exception.

Both our stub pumps are built with the same rugged reliability and powerful performance you've come to expect from Lincoln. They are super quiet—the quietest pumps on the market. They deliver increased output for faster product delivery. And they let you handle a wider range of applications with total mounting flexibility.

Lincoln has taken the time proven pump design of the Lincoln 84933 5:1 pressure ratio balanced double-acting oil stub pump and created a more compact air motor to produce a 3:1 pressure ratio balanced double-acting oil stub pump, model 282396. This pump creates a versatile, economical, reliable and smooth delivering lower pressure version of the Lincoln 5:1 ratio pump.

Since the 282396 balanced double-acting 3:1 pressure ratio oil stub pump and the 84933 balanced double-acting 5:1 pressure ratio oil stub pump share all dimensions other than air motor cylinder diameter, these pumps are now directly interchangeable without piping changes.


The Lincoln oil pump design enables all pump users to choose 3:1 ratio or 5:1 ratio pump models to suit their specific application.



84933

Series 25 & 40 Oil Pump Features

- More powerful. 25 cu. in. or 40 cu. in. air motor with universal mounting capability.
- Balanced double-acting pump design provides uniform output and stroke for less pulsation (7.5 cu in./cycle).
- Longer Life. Full 4 1/2" stroke for fewer cycles per gallon dispensed.
- Lightweight, corrosion-resistant zinc head casting design incorporates uniform wall thickness. Keeps pumping while other pumps slow down or stop due to "icing."
- 150 psi air motor with integral patented muffler. Keeps noise below OSHA standards without compromising performance.
- Ball check valve helps keep pump primed.
- Pneumatically assisted mechanical air valve assures positive tripping.
- Springless air motor construction prevents premature pump failure due to spring fatigue.
- Precision-machined, hardened steel slide valve for longer life.
- Designed for greater cycle rates. Exceeds maximum limits recommended for competitive pumps.
- Large Pump Outlet. 1/2" NPT(f).
- Easier serviceability. Majority of parts are common with other series 20, 25 and series 40 pumps.
- Each pump is 100% electronically tested to assure quality performance.
- Backed by most extensive, qualified service network in the industry.
- Large Pump Inlet. 1" NPT(f) inlet with 1 1/2" NPT(m) pump inlet for versatile pump mounting and full oil flow.
- Backed by our five year limited warranty. See your Lincoln representative for details.



3:1—5:1 • Motor Oil, ATF, Gear Lube and Other Fluid Lubricants

Now you can build your 3:1 ratio or 5:1 ratio oil pump with a stub pump plus suction kit or you can order complete models. You make the choice.

Series 25 Pumps

This 2" diameter, 25 cubic inch displacement stub pump family is based on our 3:1 ratio 282396 bare stub pump.

Model 282398

3:1 pressure ratio stub pump assembly comes complete with 282396 bare stub pump, 84935 pump cover kit, 73024 oil connecting hose, 72024 air connecting hose, 241584 90° volume union elbow, 815 air coupler, 11659 air nipple and 84538 bung bushing. Delivers a uniform six gallons of product per minute free delivery. Ideal for dispensing fluids from drums, tanks or remote standpipe mount.


Series 40 Pumps

This industry proven 2 1/2" diameter, 40 cubic inch displacement stub pump family is based on the Lincoln 5:1 ratio 84933 bare stub pump.

Model 84934


5:1 pressure ratio stub pump assembly comes complete with 84933 bare stub pump, 85935 pump cover kit, 73024 oil connecting hose, 72024 air connecting hose, 241584 90° volume union elbow, 815 air coupler, 11659 air nipple and 84538 bung bushing. Delivers a uniform six gallons of product per minute free delivery.

Versatile Stub Pump Mounting Options




Standpipe and wall mount assembly to remote bulk tanks

3:1 (282398) or 5:1 (84934) pump, wall mount kit (84940), low level cut-off (84946) or foot valve (85765).




Wall mount to any size drum

3:1 (282398) or 5:1 (84934) pump, wall mount kit (84940), suction kit (84945) and low level cut-off (84946) or foot valve (85765).




Above ground tank

(275-gallon tank shown) 3:1 (282398) or 5:1 (84934) pump and universal suction kit (85949).




55-gallon drum mount using bung bushing

3:1 (282398) or 5:1 (84934) pump and 55-gallon drum suction (85755).



16-gallon drum mount using drum cover

3:1 (282398) or 5:1 (84934) pump, drum cover (46007) and 16-gallon drum suction kit (85716).



55-gallon drum mount on lube truck using drum cover

3:1 (282398) or 5:1 (84934) pump, eyebolt kit (84941), drum cover/tie-down kit (83115) and 55-gallon drum suction kit (85755).




2424



83447



284168



284231

Series 25 • 3:1 • Motor Oil, ATF, Gear Lube and Other Fluid Lubricants

Shop/Garage Applications— 16-Gallon Drums

Model 2437

Complete with pump, 73060 lubricant connecting hose, 241584 volume elbow, 72060 air connecting hose, 815 air coupler, 11659 air nipple.

Model 83447

Pump elevator assembly lifts pump assembly clear of drum for easy, one person drum changes. Helps prevent introduction of foreign material into grease during drum changes. Height with drum is 39³/₈", 67¹/₄" with elevator raised. Drum not included.

55-Gallon Drums

Model 2424

Comes complete with 282133 pump, 84538 2" NPT(m) bung bushing, to fit original 55-gallon bung opening drums, 241584 volume union elbow, 815 air coupler, 11659 air nipple, 73060 lubricant connecting hose and 72060 air hose.

Model 284168

Comes complete with 282396 pump and 85949 universal suction tube kit, 84538 bung bushing, air and lubricant connecting hose. Pumps oil, gear lube, ATF, etc. from tanks, drums.

Lube Truck/Mobile Applications— 55-Gallon Drum

Model 284231

Contractor pump assembly for 55 gallon drums, comes complete with 282133 pump, 84941 eyebolt kit and 83115 drum cover with tie down assembly providing a rigid and sealed drum mount for protection against the elements. Air coupler and air nipple also included.

All models based on the 282396 series 25 3:1 bare oil pump which delivers 6 gpm free flow plus a suction tube.

Series 25 Oil Pumps

Model	Description	Bare Pump No.	Free Delivery	Ratio	Drum Size	Air Inlet	Material Outlet	Use/ Location
282133	Bare drum pump	282396	6 gallons	3:1	55-gallon	1/4" NPT	1/2" NPT	replacement
282396	Bare stub pump	282396	6 gallons	3:1	stub/universal	1/4" NPT	1/2" NPT	universal
2424	Stationary	282133	6 gallons	3:1	55-gallon	1/4" NPT	1/2" NPT	shop
2437	Stationary	85716 & 282396	6 gallons	3:1	16-gallon	1/4" NPT	1/2" NPT	shop
282398	Stub pump assemb.	282396	6 gallons	3:1	stub/universal	1/4" NPT	1/2" NPT	universal
284168	Stationary tank	282396	6 gallons	3:1	250-/275-gallon	1/4" NPT	1/2" NPT	shop
284231	Lube truck	282133	6 gallons	3:1	55-gallon	1/4" NPT	1/2" NPT	lube truck



Series 40 • 5:1 • Motor Oil, ATF, Gear Lube and Other Fluid Lubricants

Shop/Garage Applications—16 Gallon Drums Model 2537

Complete with pump, 73060 lubricant connecting hose, 241584 volume elbow, 72060 air connecting hose, 815 air coupler, 11659 air nipple.

Model 83447

Pump elevator assembly lifts pump assembly clear of drum for easy, one person drum changes. Helps prevent introduction of foreign material into grease during drum changes. Height with drum is 39³/₈" , 67¹/₄" with elevator raised. Drum not included.

55-Gallon Drums Model 2524

Comes complete with 285133 pump, 84538 2" NPT(m) bung bushing, to fit original 55-gallon bung opening drums, 241584 volume union elbow, 815 air coupler, 11659 air nipple, 73060 lubricant connecting hose and 72060 air hose. Order drum cover 81523 separately.



Model 285168

Comes complete with 84933 pump and 85949 universal suction tube kit, 84538 bung bushing, air and lubricant connecting hose. Pumps oil, gear lube, ATF, etc. from tanks, drums.

55-Gallon Drum Model 285231

Contractor pump assembly for 55-gallon drums, comes complete with 285133 pump, 84941 eyebolt kit and 83115 drum cover with tie down assembly providing a rigid and sealed drum mount for protection against the elements. Air coupler and air nipple also included.



All models based on the 84933 Series 40 5:1 bare oil pump which delivers 6 gpm free flow plus a suction tube.

Series 40 Oil Pumps

Model	Description	Bare Pump No.	Free Delivery	Ratio	Drum Size	Air Inlet	Material Outlet	Use/ Location
84933	bare stub pump	84933	6 gallons	5:1	stub/universal	1/4" NPT	1/2" NPT	universal
285133	bare drum pump & tube	84933	6 gallons	5:1	55-gallon	1/4" NPT	1/2" NPT	replacement
2524	stationary 55 gal.	285133	6 gallons	5:1	55-gallon	1/4" NPT	1/2" NPT	shop
2537	stationary 16 gal.	85716 & 282396	6 gallons	5:1	16-gallon	1/4" NPT	1/2" NPT	shop
84934	stub pump assembly	84933	6 gallons	5:1	stub/universal	1/4" NPT	1/2" NPT	universal
285168	stationary tank	84933	6 gallons	5:1	250- or 275-gal.	1/4" NPT	1/2" NPT	shop
285231	lube truck	285133	6 gallons	5:1	55-gallon	1/4" NPT	1/2" NPT	lube truck

3:1 Ratio • Corrosive Fluids

Series 20 Pumps/ 3:1 Press. Ratio

Model 84145-9 Stainless Steel

For pumping synthetic hydraulic oil, antifreeze or corrosive products. Pump may be coupled to stand pipe, mounted with bracket and suction kit or pump tube extension may be added for bung mounting to bulk tank, 2.5-gallon a minute free delivery. Pump tube constructed of 316 stainless steel and features Teflon® packings, air inlet 1/4" NPT(f), material outlet 1/2" NPT(f) comes with air coupler and plug and 84147-9 product check assembly.


Model 84080-9 Stainless Steel

Recommended for use with antifreeze, solvents and windshield washer solution. 316 Series stainless steel construction and Teflon® packings assures long life. 3:1 ratio pump for transfer of corrosive or toxic fluids. Mounts on 55-gallon bung opening drums. Delivers 2.5 gpm. Lasts longer than carbon steel models in corrosive service. Maximum air pressure 125 psi.



WARNING

For safe and proper use, always consult instructions accompanying product. See **Safety Warning Information** for appropriate warnings.



Series 25 & 40 Bung Bushing / Low-Level Cut-Off / Foot Valves

Model	Description	Threaded Connection	Notes
84538	Pump bung bushing	2" (m)	Mounts series 25 or 40 pump to 2" oil drum opening
85824	Bung bushing	2" NPT(m)	Mounts PMV pumps to 55 gal. drum or custom-built tanks
82439	Low-level cutoff	1 1/2" NPT(m)	Used with "new oil" oil pumps
84946	Low-level cutoff	1" NPT(m)	Used with "new oil" oil pumps
85765	Foot valve	1" NPT(f)	Used with "new oil" oil pumps

Wall Mount Kits

Model	Description	Notes
84940	Wall-mount kit—Series 25 & 40	Used with 84945 Suction Kit
84942	Flange-mount kit—Series 25 & 40	Mounts pump to custom made tanks (lube trucks)

Suction Kits

Model	Description	Threaded Connection	Notes
84945	Remote suction kit	1" NPT(f)	Includes 5' oil hose, bung bushing and 1" x 32" pipe
85716	16-gal. drum suction kit	1" NPT(m)	Adapts any series 25 or 40 oil pump to 16-gallon drum
85755	55-gal. drum suction kit	1" NPT(m)	Adapts any series 25 or 40 oil pump to 55-gallon drum
85949	Universal suction kit	1" NPT(m)	Adapts any series 25 or 40 oil pump to drum or tank use

Pump Covers

Model	Description	Notes
84935	Pump cover	Series 20 pumps
85935	Pump cover	Series 25 & 40 pumps

Hose

Model	Description	Threaded Connection	Notes
72036	3' low-pressure connecting	1/4" NPT(m)	Max working pressure: 250 psi
72060	5' low-pressure connecting	1/4" NPT(m)	Max working pressure: 250 psi
73036	3' medium-pressure connecting	1/2" NPT(m)	Max working pressure: 1000 psi
73060	5' medium-pressure connecting	1/2" NPT(m)	Max working pressure: 1000 psi

Eye-Bolt Kit

Model 84941

Eye bolt kit for all series 20, 25 and 40 pumps, makes drum changing easy. Two part kit screws directly onto pump for lifting with pump elevator.

Shut-Off Valves

See *Fittings and Accessories* section for pump shut-off valves.

Thermal Pressure Relief Valve

Model 282876

Protect lube system components from high-pressure spikes caused by temperature change in a closed fluid network.

Model	Application	Pre-Set Relief Pressure	Port Size
282876	Piston Pumps	1000 psi (68 bar)	1/2" NPT
282902		150 psi (10 bar)	
275197		500 psi (34 bar)	

Reducing Bushing



Nipples



Reducing Couplings



778



66084



84004

Reducing Bushings

Model	Thread	Construction
10200	1/8" NPT(f) x 1/2"-27 (m)	Brass
10204	1/4" NPT(f) x 1/2"-27 (m)	Brass

Reducing Couplings

Model	Thread	Construction
11852	1/8" NPT(f) x 1/2"-27 (f)	Steel
10522	1/4" NPT(f) x 1/2"-27 (f)	Brass

Nipples

Model	Thread	Construction
10130	1/8" NPT(m) x 1/8" NPT(m)	Steel
10199	1/8" NPT(m) x 1/2"-27 (m)	Brass
10462	1/4" NPT(m) x 1/4" NPT(m)	Steel
10198	1/4" NPT(m) x 1/2"-27 (m)	Brass
10540	3/8" NPT(m) x 3/8" NPT(m)	Steel
11107	3/8" NPT(m) x 1/2" NPT(m)	Steel
11197	1/2" NPT(m) x 1/2" NPT(m)	Steel
12957	1/2" NPT(m) x 1/2"-27 (m)	Steel
10202	1/2"-27 (m) x 1/2"-27 (m)	Brass
12296	3/4" NPT(m) x 3/4" NPT(m)	Steel

Adapter Unions

Model	Thread	Description
66883	1/2" NPSM(f) swivel x 1/2" NPT(m)	Steel
69375	1" NPT(f) swivel x 1" NPT(m)	Steel

Shut-Off Valves

Needle-Type Valves for Chassis Grease

Model	Thread	Description
778	1/4" NPT(f)	High Pressure
884	3/8" NPT(f)	High Pressure
885	1/2" NPT(f)	High Pressure

Maximum Working Pressure psi 10,000 / 680 Bar

Quarter-Turn Valves

High Pressure

Control lever with "ON" on "OFF" positions provides visual check as to whether lubrication line is open or closed. Buna-N seals with Teflon® seat.

Model	Inlet/Outlet	Maximum Working Pressure (psi) / Bar
69503	1/2" NPT(f)	2000 / 138
69425	3/4" NPT(f)	2500 / 172
69423	1" NPT(f)	2500 / 172


Medium Pressure

Model	Inlet/Outlet	Maximum Working Pressure (psi) / Bar
256200	1/4" NPT(f)	600 / 52
66084	1/2" NPT(f)	600 / 52

Lubricant Filters

Model 84004

For mounting at pump outlet. Contains replaceable 140 micron stainless steel filter element 69524. 1/2" NPT(m) inlet and outlet. 13/8" hex. steel body. Maximum pressure 5000 psi. 100 mesh screen.



Features

- State-of-the-art, fully pneumatic air motors 3"-4" (76-101 mm).
- Full 6" (152 mm) stroke.
- Modular design for easy repair.
- Pump tubes offer ratios and outputs to fit any application.
- Available to fit any drum or pail size, or bulk tanks.
- Offered in carbon steel, 316 stainless steel or hard chrome plated.
- Full line of priming equipment and mounting devices.

Series III Air Motors

- Full pneumatic operation for longer life and durability. Only 5 moving parts.
- Total modular design for ease of service and maintenance.
- Quiet operation. Meets or exceeds OSHA requirements at all recommended operation air pressures.
- Interchangeable with all PowerMaster® III pump tubes.
- Acceptability of pump monitors and controls, such as AirBrake™.

AirBrake™

- Shuts down pump immediately when excessive pump cycle speed (runaway) occurs.
- Prevents pump damage due to a runaway condition.
- Indicates system fault caused by empty container or broken supply line.
- Limits spills due to pump outlet hose failure.
- Sends fault signal to remote alarm locations with optional 244398 signal kit.
- Can be ordered already installed (refer to Pump Specification Chart).
- Can be added later. Order Model 85317.
- Easy to install and set—graduated dial with detents
- Kit 273429 upgrades existing AirBrake-equipped pumps to the latest specifications

Pump Tubes

Ball Foot Design

- For light- to medium-viscosity, flowable fluids and materials.
- Three styles: stub for bulk mounting, 55-gallon (200 liter) or 16-gallon (60 liter) drum.
- Ratios from 6:1-12:1, outputs to 3.9 gpm (14.6 lit./min).
- Complete interchangeability with all Series III Air Motors.
- Exclusive, patented, "leakless" gland assembly kit is available as an accessory.

Shovel Foot Design, Plunger & Bushing Style

- For medium- to high-viscosity, non-pourable materials, such as grease.
- Available in 400 lb. (205 liter) or 120 lb. (60 liter) drum lengths or mounts on primer for high-viscosity materials.
- Full range of ratios: 10:1 through 75:1 for all applications.
- Selected fit, hardened steel plunger and bushing is particularly well suited to viscous lubricants.
- Complete interchangeability with all Series III Air Motors.
- Exclusive patented, leakless gland assembly kit (to protect gland seal—the only seal in pump tube) is available as an accessory.

Shovel Foot Design, Packed Piston-Style

- For medium- to high-viscosity, non-pourable materials.
- Furnished with exclusive, patented, leakless gland assembly.
- Available in 55-gallon (205 liter) or 16-gallon (60 liter) drum lengths: also suitable for mounting on priming equipment or standpipe mounting for bulk delivery.
- Complete interchangeability with all Series III Air Motors.
- Full range of ratios 10:1 through 32:1.

High-Viscosity Pumps—Carbon Steel for Transfer of Non-Corrosive Materials

Shovel Foot Pumps—Packed Piston

Model	Ratio	Pump Tube Type	Air Motor	Diameter in. / mm	Pump Tube	Material Outlet**	Output per cycle cu. in / cc	Approx. Cycles per gal / liter
	32:1	55-gal	84804	4 1/4 / 108	84978	3/4" NPTF	4.6 / 75	51 / 13
2076 ¹	32:1	16-gal	84804	4 1/4 / 108	84979	3/4" NPTF	4.6 / 75	51 / 13
	20:1	55-gal	84804	4 1/4 / 108	84976	3/4" NPTF	6.7 / 110	35 / 9
	20:1	16-gal	84804	4 1/4 / 108	84977	3/4" NPTF	6.7 / 110	35 / 9
	15:1	55-gal	84803	3 / 76	84978	3/4" NPTF	4.6 / 75	51 / 13
	15:1	16-gal	84803	3 / 76	84979	3/4" NPTF	4.6 / 75	51 / 13
2066*	10:1	55-gal	84803	3 / 76	84976	3/4" NPTF	6.7 / 110	35 / 9
	10:1	16-gal	84803	3 / 76	84977	3/4" NPTF	6.7 / 110	35 / 9

Medium-Viscosity Pumps—Carbon Steel for Transfer of Non-Corrosive Materials

Ball Pumps

Model	Ratio	Pump Tube Type	Air Motor	Diameter in. / mm	Pump Tube	Material Outlet	Output per cycle cu. in / cc	Approx. Cycles per gal / liter
2001 ¹	12:1	55-gal	84804	4 / 108	84985	3/4"	11.9 / 195	20 / 5
2014 ¹	12:1	stub	84804	4 / 108	84986	3/4"	11.9 / 195	20 / 5
2052	6:1	55-gal	84803	3 / 76	84985	3/4"	11.9 / 195	20 / 5
2051	6:1	stub	84803	3 / 76	84986	3/4"	11.9 / 195	20 / 5

¹ These models are also available with optional 84988 AirBrake assembled to air motor. To order, specify 94804 air motor and pump tube separately.

Shovel Foot Pumps—Plunger and Bushing

Model	Ratio	Pump Tube Type	Air Motor	Diameter in. / mm	Pump Tube	Material Outlet**	Output per cycle cu. in / cc	Approx. Cycles per gal / liter
2004 ¹	75:1	55-gal	84804	4 1/4 / 108	84997	3/4" NPTF	2.1 / 34	111 / 29
2008 ¹	75:1	16-gal	84804	4 1/4 / 108	84998	3/4" NPTF	2.1 / 34	111 / 29
2010 ¹	50:1	55-gal	84804	4 1/4 / 108	84995	3/4" NPTF	3.0 / 49	78 / 20
2011 ¹	50:1	16-gal	84804	4 1/4 / 108	84996	3/4" NPTF	3.0 / 49	78 / 20
2002 ¹	24:1	55-gal	84804	4 1/4 / 108	84991	3/4" NPTF	6.1 / 100	38 / 10

* Order pump tube and air motor separately for these models.

¹ These models are also available with optional 85317 AirBrake assembled to air motor. To order, specify 94904 air motor and pump tube separately.



2710

Model 2710 400 lb. Inductor

Equipped with 2010 50:1 pump, 274680 primer assembly with follower, air powered hoist, 655008 air coupler, 653112 nipple, 274730 7' air hose, 274727 7' grease hose, 602003 air regulator for hoist, and 274843 air gauge. Raised height is 103".

Model 2790 400 lb. Inductor with AirBrake

Same as 2710 except includes 85317 AirBrake pump runaway control.

Model	Gallons / Liters per Minute			Min. ID Air Supply Hose in. / mm	Air Consumption Per Cycle			
	30 CPM	50 CPM	70 CPM		SCFM@70 psi	M ³ /min.@5 bar	SCFM@100 psi	M ³ /min.@7 bar
2076*	.6 / 2.3	1.0 / 3.8	1.5 / 5.7	1/2" / 12	.48	.0014	.66	.019
	.6 / 2.3	1.0 / 3.8	1.5 / 5.7	1/2" / 12	.48	.0014	.66	.019
	.9 / 3.3	1.5 / 5.5	2.2 / 8.2	1/2" / 12	.48	.0014	.66	.019
	.9 / 3.3	1.5 / 5.5	2.2 / 8.2	1/2" / 12	.48	.0014	.66	.019
2066*	.6 / 2.3	1.0 / 3.8	1.5 / 5.7	3/8" / 10	.31	.009	.37	.011
	.6 / 2.3	1.0 / 3.8	1.5 / 5.7	3/8" / 10	.31	.009	.37	.011
	9 / 3.3	1.5 / 5.5	2.2 / 8.2	3/8" / 10	.31	.009	.37	.011
	9 / 3.3	1.5 / 5.5	2.2 / 8.2	3/8" / 10	.31	.009	.37	.011

Model	Gallons / Liters per Minute			Min. ID Air Supply Hose in. / mm	Air Consumption Per Cycle			
	30 CPM	50 CPM	70 CPM		SCFM@70 psi	M ³ min.@5 bar	SCFM@100 psi	M ³ min.@7 bar
2001	1.5 / 5.8	2.6 / 9.7	3.9 / 14.6	1/2" / 12	.48	.0014	.66	.019
2014	1.5 / 5.8	2.6 / 9.7	3.9 / 14.6	1/2" / 12	.48	.0014	.66	.019
2052	1.5 / 5.8	2.6 / 9.7	3.9 / 14.6	3/8" / 10	.48	.0014	.66	.019
2051	1.5 / 5.8	2.6 / 9.7	3.9 / 14.6	3/8" / 10	.48	.0014	.66	.019

Model	Gallons / Liters per Minute			Min. ID Air Supply Hose in. / mm	Air Consumption Per Cycle			
	30 CPM	50 CPM	70 CPM		SCFM@70 psi	M ³ /min.@5 bar	SCFM@100 psi	M ³ /min.@7 bar
2004	.3 / 1.0	.5 / 1.7	.7 / 2.6	1/2" / 12	.48	.0014	.66	.019
2008	.3 / 1.0	.5 / 1.7	.7 / 2.6	1/2" / 12	.48	.0014	.66	.019
2010	.4 / 1.5	.6 / 2.5	1.0 / 3.7	1/2" / 12	.48	.0014	.66	.019
2011	.4 / 1.5	.6 / 2.5	1.0 / 3.7	1/2" / 12	.48	.0014	.66	.019
2002	.8 / 3.0	1.3 / 5.0	2.0 / 7.5	1/2" / 12	.48	.0014	.66	.019



85300

Hydraulic Motor for PowerMaster III Pump Tubes

- Safe to use where electric or pneumatic motors may be hazardous.
- Virtually eliminate concerns about air supply condition and exhaust emissions.
- Efficiently generates high material pressure and flow rate with minimum hydraulic power consumption.
- Few internal moving parts. No mechanical linkages or solenoids to fail or wear out.
- An internal changeover circuit requires no external signal for reciprocating action.
- Balanced cylinder design eliminates need for separate stroke adjustments.
- All key components are machined from steel or aluminum to insure long service life in the toughest applications.
- Hydro-PowerMaster was designed and is manufactured under the strict conditions of an ISO 9001 registered quality system.

Hydro-PowerMaster Specifications

Model	Cylinder Dia. in. / cm	Piston Rod Dia. in. / cm	Stroke Length in. / cm	Hydraulic Fluid Inlet	Hydraulic Fluid Outlet
85300	2 / 5	1 3/8 / 3.5	6 / 15	SAE 8 (f)	SAE 10 (f)
Model	Operating Press. Range psi / bar	Operating Temp. Range	Fluid Flow Consumption Rate	Recommended Continuous Speed	Wetted Part Materials
85300	300 to 1500 20.4 to 103	-30°F to 200°F -34°C to 93°C	18.8 cu. in./cycle or 1 gal/12 cycle	75 cycles/min	Steel, aluminum, bronze, Nitrile, Teflon®, Polyurethane

PowerMaster III Hydraulic-Powered Pumps

NOTE: Must Order Hydraulic Motor and Pump Tube Separately

Motor	Pump Tube	Ratio	Drum Size	Material Outlet NPTF	Max. Hyd. Inlet Press. psi / bar	Max. Delivery Press. psi / bar	Max. Free Del. @75 Cycles/Min. gal / liters
85300	84985	1.5:1	55-gal	3/4"	1500 / 103	2250 / 155	3.9 / 14.6
85300	84983	1.5:1	55-gal	3/4"	1500 / 103	2250 / 155	3.9 / 14.6
85300	84982	1.5:1	55-gal	3/4"	1500 / 103	2250 / 155	3.9 / 14.6
85300	84981	1.5:1	55-gal	3/4"	1500 / 103	2250 / 155	3.9 / 14.6
85300	84984	1.5:1	16-gal	3/4"	1500 / 103	2250 / 155	3.9 / 14.6
85300	84986	1.5:1	stub	3/4"	1500 / 103	2250 / 155	3.9 / 14.6
85300	84987	1.5:1	stub	3/4"	1500 / 103	2250 / 155	3.9 / 14.6
85300	84976	2.5:1	55-gal	3/4"	1500 / 103	3750 / 258	2.2 / 8.2
85300	84977	2.5:1	16-gal	3/4"	1500 / 103	3750 / 258	2.2 / 8.2
85300	84978	4:1	55-gal	3/4"	1500 / 103	6000 / 412	1.5 / 5.7
85300	84979	4:1	16-gal	3/4"	1500 / 103	6000 / 412	1.5 / 5.7
85300	84991	3:1	55-gal	3/4"	1500 / 103	4500 / 310	2.0 / 7.5
85300	84992	3:1	16-gal	3/4"	1500 / 103	4500 / 310	2.0 / 7.5
85300	84993	5:1	55-gal	3/4"	1500 / 103	7500 / 317	1.2 / 4.5
85300	84994	5:1	16-gal	3/4"	1500 / 103	7500 / 317	1.2 / 4.5
85300	84995	6:1	55-gal	3/4"	1250 / 86	7500 / 317	1.0 / 3.7
85300	84996	6:1	16-gal	3/4"	1250 / 86	7500 / 317	1.0 / 3.7
85300	84997	9:1	55-gal	3/4"	850 / 58	7650 / 527	.7 / 2.6
85300	84998	9:1	16-gal	3/4"	850 / 58	7650 / 527	.7 / 2.6

CAUTION: Do not exceed maximum hydraulic inlet pressure listed for each motor/pump tube combination.



PowerMaster II Pump Features

- Gives years of dependable trouble-free operation.
- Costs much less to operate—costs much less to maintain.
- High-volume output—air motor has extra-long stroke for powerful, uniform delivery on both up and down strokes.
- Shovel-type pump tube used to add mechanical priming to normal suction when needed.
- Sturdy construction—plunger and bushing of hardened steel for longer life, greater wear resistance.
- Pump outlet body of all-steel construction designed to withstand pulsation and extreme pressure. All wearing parts are tough, heat-treated steel.
- Plunger, bushing and air valve mating parts are micro-lapped to close tolerances. Prevents by-passing of lubricant and bleeding of air. Eliminates need to replace washers and packings.
- Trouble-free, positive performance. Air motor operation has no springs to wear out, rust or lose tension. Air valve is stall-proof, leak-proof and pre-lubricated. Double-acting mechanisms ensure dependable low-surge operation with minimum air consumption.
- Large air passages allow unrestricted venting.
- Simplified maintenance. Modular design of pump tube allows for easy disassembly.



Ball-Type Medium-Pressure Pumps (continued next page across)

Model	Ratio	Pump Tube Type	Air Motor	Diameter in. / mm	Pump Tube	Material Outlet**	Output per cycle cu. in / cc	Approx. Cycles per gal / liter
1931	4:1	55-gal	82737	2 1/2" / 57	82790	3/4" NPTF	9 / 148	26 / 7
1952	6:1	55-gal	82895	3" / 76	82790	3/4" NPTF	9 / 148	26 / 7
1901	12:1	55-gal	82730	4 1/4" / 108	82790	3/4" NPTF	9 / 148	26 / 7

Medium-Pressure Stub Pumps (continued next page across)

Model	Ratio	Pump Tube Type	Air Motor	Diameter in. / mm	Pump Tube	Material Outlet**	Output per cycle cu. in / cc	Approx. Cycles per gal / liter
1940	4:1	stub	82737	2 1/2" / 57	84335	3/4" NPTF	9 / 148	26 / 7
1951	6:1	stub	82895	3" / 76	84335	3/4" NPTF	9 / 148	26 / 7
1914	12:1	stub	82730	4 1/4" / 108	84335	3/4" NPTF	9 / 148	26 / 7

Shovel-Type Medium-Pressure Pumps (continued next page across)

Model	Ratio	Pump Tube Type	Air Motor	Diameter in. / mm	Pump Tube	Material Outlet**	Output per cycle cu. in / cc	Approx. Cycles per gal / liter
1932	8:1	55-gal	82737	2 1/2" / 57	82791	3/4" NPTF	5 / 82	46 / 12
1933	13:1	55-gal	82737	2 1/2" / 57	82792	3/4" NPTF	2.8 / 46	83 / 22
1902*	24:1	55-gal	82730	4 1/4" / 108	82791	3/4" NPTF	5 / 82	46 / 12

* Not to be used with meters.

** All PowerMaster pumps include 12018, 3/4" NPTF(m) x 1/2" NPTF(f) bushing in the material outlet.

NOTE: Model number with "-1" indicates model including bung bushing.

Model number with "-2" indicates model including drum cover.

Shovel Foot Pumps—Plunger & Bushing (continued next page across)

Model	Ratio	Pump Tube Type	Air Motor	Diameter in. / mm	Pump Tube	Material Outlet	Output per cycle cu. in / cc	Approx. Cycles per gal / liter
1935	50:1	55-gal	82737	2 1/2" / 57	83665	3/4" NPTF	.6 / 10	385 / 100
1903	40:1	55-gal	82730	4 1/4" / 108	82792	3/4" NPTF	2.8 / 46	83 / 22
1910	50:1	55-gal	82730	4 1/4" / 108	83271	3/4" NPTF	2.3 / 38	101 / 26
1904	75:1	55-gal	82730	4 1/4" / 108	82793	3/4" NPTF	1.6 / 26	144 / 39
1907	40:1	16-gal	82730	4 1/4" / 108	82841	3/4" NPTF	2.8 / 46	83 / 22
1908	75:1	16-gal	82730	4 1/4" / 108	82883	3/4" NPTF	1.6 / 26	144 / 39

*All PowerMaster pumps include 12018 3/4" NPTF(m) x 1/2" NPTF(f) bushing in the material outlet.

See pages 20 through 23 for PowerMaster drum covers, follower plates and other mounting accessories.

Model	Gallons / Liters per Minute			Min. ID Air Supply Hose in. / mm	SCFM@70 psi	Air Consumption Per Cycle		
	30 CPM	50 CPM	70 CPM			M ³ /min.@5 bar	SCFM@100 psi	M ³ /min.@7 bar
1931	1.1 / 4.4	1.9 / 7.4	2.7 / 10.3	3/8" / 10	.17	.005	.21	.006
1952	1.1 / 4.4	1.9 / 7.4	2.7 / 10.3	3/8" / 10	2.5	.007	.31	.009
1901	1.1 / 4.4	1.9 / 7.4	2.7 / 10.3	1/2" / 12	.5	.014	.62	.017

Model	Gallons / Liters per Minute			Min. ID Air Supply Hose in. / mm	SCFM@70 psi	Air Consumption Per Cycle		
	30 CPM	50 CPM	70 CPM			M ³ /min.@5 bar	SCFM@100 psi	M ³ /min.@7 bar
1940	1.1 / 4.4	1.9 / 7.4	2.7 / 10.3	3/8" / 10	.17	.005	.21	.006
1951	1.1 / 4.4	1.9 / 7.4	2.7 / 10.3	3/8" / 10	2.5	.007	.31	.009
1914	1.1 / 4.4	1.9 / 7.4	2.7 / 10.3	1/2" / 12	.5	.014	.62	.017

Model	Gallons / Liters per Minute			Min. ID Air Supply Hose in. / mm	SCFM@70 psi	Air Consumption Per Cycle		
	30 CPM	50 CPM	70 CPM			M ³ /min.@5 bar	SCFM@100 psi	M ³ /min.@7 bar
1932	.6 / 2.4	1 / 4.1	1.5 / 5.7	3/8" / 10	.17	.005	.21	.006
1933	.4 / 1.4	.6 / 2.3	.8 / 3.2	3/8" / 10	.17	.005	.21	.006
1902*	.6 / 2.4	1 / 4.1	1.5 / 5.7	1/2" / 12	.5	.014	.62	.017

Model	Gallons / Liters per Minute			Min. ID Air Supply Hose in. / mm	SCFM@70 psi	Air Consumption Per Cycle		
	30 CPM	50 CPM	70 CPM			M ³ /min.@5 bar	SCFM@100 psi	M ³ /min.@7 bar
1935	.08 / .3	.1 / .5	.2 / .7	3/8" / 10	.17	.005	.21	.006
1903	.4 / 1.4	.6 / 2.3	.8 / 3.2	1/2" / 12	.5	.014	.62	.017
1910	.3 / 1.1	.5 / 1.9	.7 / 2.6	1/2" / 12	.5	.014	.62	.017
1904	.2 / .8	.3 / 1.3	.5 / 1.8	1/2" / 12	.5	.014	.62	.017
1907	.4 / 1.4	.6 / 2.3	.8 / 3.2	1/2" / 12	.5	.014	.62	.017
1908	.2 / .8	.3 / 1.3	.5 / 1.8	1/2" / 12	.5	.014	.62	.017

Accessories

Pump Hoists

Model 1709 Single Post Elevator

Ideal for contractor use. Can be mounted on truck body or used in maintenance shop for fast power-operated drum changing. Lifts any Lincoln pump from one 400 lb. or 120 lb. drum and lowers it into another. Can serve one or a cluster of four drum pumps from one location.

Model 2716 Single Post Primer

For use with PowerMaster III Series 2000 pumps. Air-operated single post pump hoist for 55-gallon drums performs several functions in applications of low- to medium-viscosity materials. Facilitates drum changeovers. Includes follower and wiper which uses normal suction to help maintain pump prime. Includes mounting bracket for all PowerMaster III pumps.

Specifications

Model	Height		Operating Air Pressure psi / bar	Beam		Lift Capacity
	Lowered	Raised		Length	Rotation	
1709	70 ¹ / ₂ " / 1.8m	108 ¹ / ₂ " / 2.8m	50-200 / 3-14	19" / .5m	360°	400 lb / 182kg
2716	73" / 1.9m	110 ¹ / ₂ " / 2.8m	40-200 / 3-14	19" / .5m	360°	400 lb / 182kg

Model 1716 Pump Hoist

For use with all PowerMaster II Series 1900 pumps. Air-operated single post pump hoist for 55-gallon drums performs several functions in applications of low- to medium-viscosity materials. Facilitates drum changeovers. Includes follower and wiper which uses normal suction to help maintain pump prime.

Specifications

Model	Height		Operating Air Pressure psi / bar	Beam		Lift Capacity
	Lowered	Raised		Length	Rotation	
1716	73" / 1.9m	110 ¹ / ₂ " / 2.8m	40-200 / 3-14	19" / .5m	360°	400 lbs/182kg

Drum Dollies

Model 84377 400 lb. Drum Dolly

Use with any 400 lb. drum. ID 23¹/₄", height 5¹/₄", hard rubber wheels: 1" wide, 2¹/₂" dia. Capacity: 650 lbs.

Model 84192 120 lb. Band Dolly


Band-type dolly for use with 120 lb. refinery containers; caster 66060.

Model 66060 Caster for Roll-A-Round Base Units

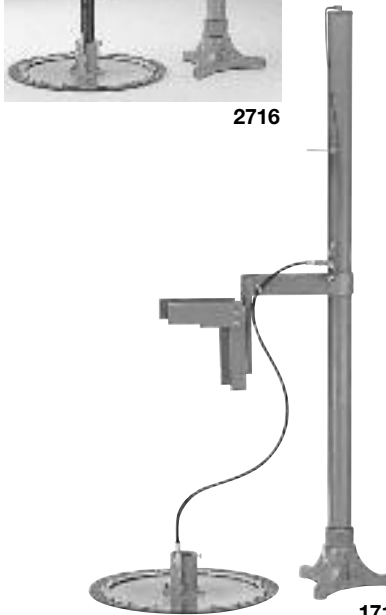
Standard equipment on Lincoln drum and band dollies.



1709



2716



1716



84377



66060

84192

Accessories

PowerMaster III only

Model 84963 Flange Mounting Assembly

For rigid mounting of PowerMaster III pumps to the top of fabricated bulk tanks.

Model 86214 Gland Protection Sleeves

For all ball foot design pump tubes.

Model 84722 Muffler Adapter Kit

Replaces standard built-in muffler on Series III air motors. Pipes exhaust away from pump. Converts exhaust port to 3/4" NPT(f) thread.

PowerMaster II and III

Model 84826 Wall Mounting Bracket Kit

For PowerMaster II or III air motor assemblies.

Model 16177 Foot Valve Adapter

For extending length of drum pumps with 82790 and 82773 PM II pump tubes or 84984 and 84985 PM III pump tubes. Install when standard tubes will not reach bottom of tank for addition of 1 1/2" NPTF(m) extension pipe (customer furnished).

Model 83132 Bung Bushing

Screws in bung opening of 400 lb. drums and custom-built tanks to secure any PM II & III pumps. Plated to resist rust. Threaded 2" NPT(m).

Model 82979 Bung Sealing Kit

Use with 81482 drum to keep oil from splashing onto drum cover top.

Model 1709 Single Post Pump Elevator

See page 20 for description and specifications.

Model 84945 Suction Kit

For transfer of product from drums, bulk tanks or reservoirs. Includes bung bushing suction tube, hose and coupling assembly. NOTE: 2" x 1" bell reducer required for use with Model 1914, not included.

Model 82439 Low-Level Cutoff

Automatically shuts off flow of oil; keeps supply lines primed. Recommended when dispensing oil through metering devices to conform with standards of the National Conference of Weights and Measures. Assembles to 1 1/2" NPT standpipe which assembles to pump.

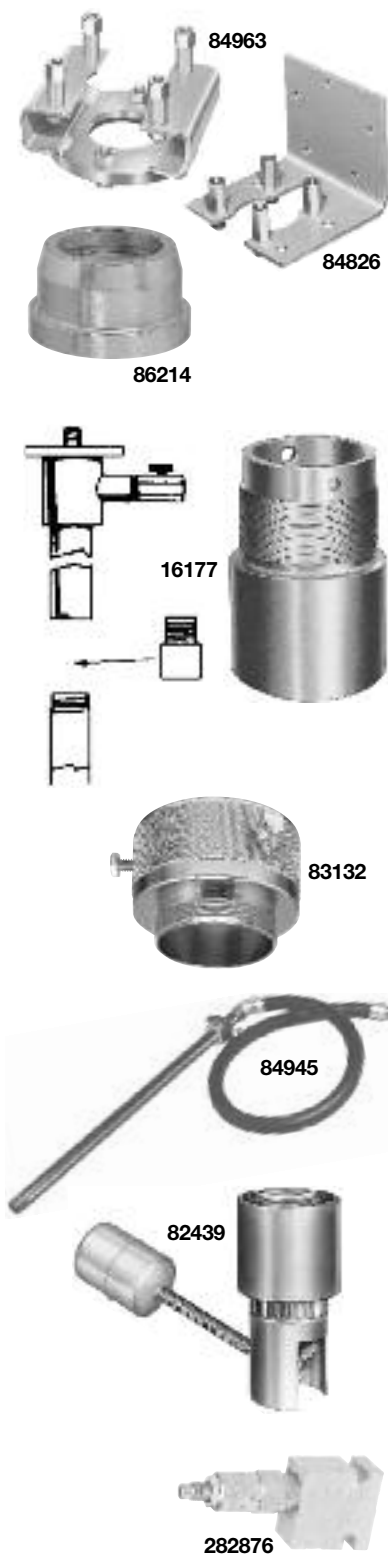
Model 84946 Low-Level Cutoff

Same as 82439, except 1" NPT.

Thermal Pressure Relief Valve

Model 282876

Protect lube system components from high-pressure spikes caused by temperature change in a closed fluid network.



Model	Application	Pre-Set Relief Pressure	Port Size
282876	Piston Pumps	1000 psi (68 bar)	1/2" NPT

Accessories

Drum Covers

Model 81538

Standard 16-gallon drum cover for mounting PowerMaster II and III drum pumps to full open drums.



81538

Model 81412

Standard 55-gallon drum cover for mounting PowerMaster II & III Series drum pumps on full open drums.



81412

Model 83166

Same as 81412 except includes a port for installation of material agitator.

Follower Plates

Recommended when pumping lubricants that will not seek their own level.

Model 84775

Deluxe universal follower for use with 25 to 50 lb. containers for 1", 1 1/4", 1 1/2" diameter pump tubes. All rubber unit ensures complete grease dispensing to the bottom of dented or plastic lined drums; wipes pail or drum clean. Metal cap holds insert firmly in place, ensuring seal and maintaining vacuum.



84780

Model 84780

Same as 84775 except for use with 120 lb. containers for 1", 1 1/4", 2 1/8" diameter pump tubes.



83369

Model 83369

For 400 lb. drums. Diameter 2 15/8".

Other Accessories

Model 83732 Standpipe Adapter Kit

Necessary to assemble PowerMaster II or III pumps to 83727 stand pipe assembly for pumping from bulk tanks.



83727

Model 83727 Standpipe Assembly

Mounts PowerMaster II or III pump on floor to accept suction line from bulk tank. Inlet 3" NPTF. 7 1/2" (19mm) height; 8" (200mm) diameter.

NOTE: PowerMaster II and III requires 83732 standpipe assembly adapter kit.

Model 83131 Tie Rod Kit



83131

Bulk Oil Systems

3:1 and 5:1 Ratio Pump Packages

Lincoln pump 3:1 and 5:1 ratio packages include 600003 regulator, 600401 gauge, 815 coupler and 11659 nipple. Control valve, inline meter or handheld metering control valve must be ordered separately (except model 4283).

Model 4283 5:1 with 50' Reel & Meter

Deluxe assembly including 84934 5:1 ratio pump with bung bushing, universal suction tube with foot valve to fit any size container up to 275 gallons. Includes 1/2" x 50' oil hose reel 94354 with 2' connecting hose. 967 electronic meter totalizes in gallons with quart, gallon or pint readout.

NOTE: Pipe, fittings and hardware for installation of overhead reel assembly supplied by others.

Reel • Pump • Meter Packages

Lincoln puts all the components you specify in one easy-to-order package.

RPM Packages

Model	Pump Kit/Ratio	Reel/30'	Electronic Meter	Air Regulator	Air Gauge
RPM 7	282398/3:1	94334	952 quarts	600003	600401
RPM 8	282398/3:1	94334	954 universal	600003	600401
RPM 10	84934/5:1	94334	954 universal	600003	600401

NOTE: Always consult fluid/solution manufacturer specifications AND local fire code(s) before installing any pump into service. Most modern automotive fluid/solutions include some type of "additive package" which may not be compatible with the typical applications listed below. Some fluids or solutions are considered flammable and/or combustible in which case the dispensing pump should be properly grounded. (Order air coupler and air nipple separately)



4283




4493 System for mounting pump and reel on tank

Model 4493 Value Series Pump, Reel and Meter Package

- Configured for above-ground tank installations.
- For use with natural and synthetic oils, automatic transmission fluid, gear oil, antifreeze or hydraulic oil throughout the shop.
- Fast, reliable dispensing with the 4491/six GPM free delivery pump.
- Easy handling, dependable service with the 94000 Series hose reel's heavy-gauge steel base, brass bushings and extra-wide hose guide.
- Accurate and easy dispensing with the 952 electronic oval gear meter with flexible extension.
- Package includes 4491/3.5:1 pump, 94334 reel with 30' x 1/2" hose, ball stop, 952 electronic meter (measures in quarts), air line regulator and gauge, air coupler and nipple, 2' fluid connecting hose from pump to reel and adapter union.

Pumps

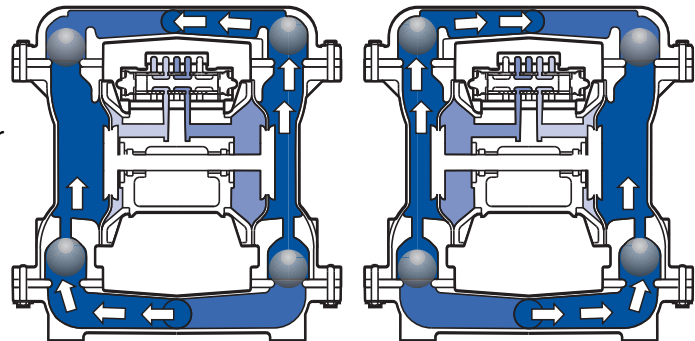
Air-Operated Diaphragm



1/4" - 2" Air-Operated Pumps

Basic Design Features

Diaphragm pumps are driven by compressed air. The directional air distribution valve and pilot valve—the “air end”—are located in the center section of the pump. Liquid moves through two manifolds and outer chambers of the pump—the “wet end”. Generally, check valves are located at the top and bottom of each outer chamber or on a common manifold. The two outer chambers are connected by suction and discharge manifolds. Lincoln’s double diaphragm self-priming design offers many advantages over other pumps.



Right chamber—discharge
Left chamber—suction

Left chamber—discharge
Right chamber—suction

- *Pump abrasive and sheer-sensitive materials.* Low interval velocities move abrasives easily with no damage. Gentle pumping action does not shear fragile materials.
- *Pumps viscous materials.* Even heavy or solids-laden materials can be pumped.
- *Environmentally friendly.* No motors, seals or packing to leak.
- *Self-priming.* Able to dry prime under most suction lift or flooded suction conditions.
- *Variable flow.* Regulate the inlet air supply to adjust flow.
- *Runs dry without damage.*
- *Deadheads against closed discharge.* Excessive back pressure stops operation without damage until discharge opens. Eliminates bypass systems or relief valves.
- *Explosion-proof.* Eliminates sparking concerns of other electrical or rotating pumps.

WARNING

The pump exhaust should be piped to an area for safe disposal of product being pumped in the event of a diaphragm failure.

1:1 Air-Operated Diaphragm Pump Line

Model Number	Pump Description	Pump Body	Wetted or Soft Parts	Pump Inlet/Outlet NPT	Max. Free Delivery gpm	Air Inlet NPT(F)	Max. Rec. Inlet Air Pressure	Max. Susp. Solids	Application
85630	1/4"	Polyprop	PTFE	1/4" / 1/4"	4	1/4"	100 psi	1/32"	New oil, AF, windshield washer
85631	1/2"	Aluminum	Buna-N	1/2" / 1/2"	15	1/4"	100 psi	1/8"	New/used oil, AF
85632	1/2"	Aluminum	Teflon®	1/2" / 1/2"	15	1/4"	100 psi	1/8"	New oil, AF
85633	1/2"	Aluminum	Hytrel	1/2" / 1/2"	15	1/4"	100 psi	1/8"	New oil
85622	1/2"	Polyprop	Santoprene	1/2" / 1/2" *	14	1/4"	100 psi	1/8"	High abrasion materials
85623	1/2"	Polyprop	Teflon®	1/2" / 1/2" *	14	1/4"	100 psi	1/8"	New oil, AF
85626	1/2"	Polyprop	Buna-N	1/2" / 1/2" *	14	1/4"	100 psi	1/8"	New oil, AF
85629	1"	Aluminum	Hytrel	1" / 1"	45	1/2"	125 psi	1/4"	New oil
85628	1"	Aluminum	Teflon®	1" / 1"	45	1/2"	125 psi	1/4"	New oil, AF
85627	1"	Aluminum	Buna-N	1" / 1"	45	1/2"	125 psi	1/4"	New/used oil, AF
85621	1 1/2"	Aluminum	Buna-N	1 1/2" / 1 1/2"	106	3/4"	125 psi	1/4"	New/used oil, AF
85624	2"	Aluminum	Buna-N	2" / 2"	150	3/4"	125 psi	1/4"	New/used oil, AF

Dual Inlet

85636	1/2"	Aluminum	Buna-N	1/2" / 1/2"	15	1/4"	125 psi	1/8"	AF/Water
85637	1/2"	Polyprop	Buna-N	1/2" / 1/2"	14	1/4"	100 psi	1/8"	AF/Water
85639	1"	Polyprop	Buna-N	1" ANSI**	45	1/2"	100 psi	1/4"	AF/Water
85638	1"	Aluminum	Buna-N	1" / 1"	42	1/2"	125 psi	1/4"	AF/Water

* Can be converted to dual 1/2" outlet. ** 85639 requires 275631 Adapter and 275632 Seal Kit for Pipe Thread installations

Pumps


Air-Operated Diaphragm Accessories



U.L. Listed

85634	1" UL	Aluminum	Buna-N	1"/ 1"	45	1/2"	50 psi *	1/4"	Used oil, diesel, kerosene
85635	1" UL	Aluminum	Teflon®	1"/ 1"	45	1/2"	50 psi *	1/4"	Unleaded gas, diesel, kerosene, used oil

* 50 psi flammable liquids, 125 psi others.



Wall Mount Brackets

Model 85255 Wall Mount Bracket

Wall mount bracket for 1/4" to 1/2" air-operated diaphragm pumps.

Model 84817 Wall Mount Bracket

Wall mount bracket for 1/2" to 2" air-operated diaphragm pumps.

Other Accessories

Model 240994 Drum Adapter Kit

For use with 1/2" polypropylene AOD pumps. Includes 2" NPT(f) bung bushing, 1" x 36" suction tube and adapter.

Model 275631 1" ANSI Flange To 1" NPT Adapter

Adapts 1" ANSI flange of 85639 polypropylene dual inlet pump to 1" NPT(f). PVC for low pressure installations. Three required to convert all pump inlets/outlets.

Model 275632 ANSI Bolt Kit with Seal

Attaches adapter to 85639 pump. One bolt kit required for each adapter. Three required to convert all pump inlets/outlets.

Transfer Pump Accessories

Suction Kits

Model 84945 Suction Kit

For transfer of product from drums, bulk tanks or reservoirs. Includes bung bushing suction tube, hose and coupling assembly. NOTE: 2" x 1" bell reducer required for use with Model 1914, not included.

Used-Fluid Overfill Warning Valves

Float rises with used fluid to activate "whistle" warning at prescribed level.

Model 84815 Single Wall

For single wall tanks & drums in used fluid systems and above ground tanks.

Model 84824 Double Wall

Same as 84815 except for double walled tanks and above ground tanks.

4-Way Valve

Model 84816

Four port, two position valve used in waste fluid systems. Enables one pump to pump into and out of drum or tank.

Thermal Pressure Relief Valve

Model 282902

Protect lube system components from high-pressure spikes caused by temperature change in a closed fluid network.

Model	Application	Pre-Set Relief Pressure	Port Size
282902	Diaphragm Pumps	150 psi (10.2 bar)	1/2" NPT
282876		1000 psi (68 bar)	
275197		500 psi (34 bar)	

1:1 Piston Transfer Pumps

Model	Pump Descrip.	Pump Body	Wetted or Soft Parts	Pump Inlet/Outlet NPT	Max. Free Delivery GPM	Air Inlet NPT(f)	Max. Rec. Inlet Air Pressure	Max. Susp. Solids Dia.	Typical Automotive Use
84829	stub	alum/steel/plastic	Buna-N	1" / 3/4"	14 gpm	1/4"	150 psi	NA	Universal/new oil transfer
82230	55-gal. drum	alum/steel	Buna-N	3/4" – 1 1/2" A.N.	20 gpm	1/8"	150 psi	NA	55-gal. drum/new oil transfer



82230



84829



1326



1335

Model 84829 Universal

Stub pump design provides the versatility to transfer and dispense controlled amounts of lubricant using an oil spigot, control valve or meter. Adaptable for 16- or 55-gal. containers as well as bulk tank or standpipe installations. Delivers 12.5 cu. in. per cycle. Includes air motor 84831, pump tube 84828, suction tube, bung bushing, air coupler and air nipple.

Model 82230

Transfer pump quickly transfers fluids directly from 55-gallon drums. 2" bung bushing adjusts to varied drum lengths. Designed to stall against lubricant pressure. Use built-in air control valve to adjust fluid output flow.

Model 82715 Teflon® Kit

For use with 82230, to allow compatibility with additional products.

Model 1326 Diaphragm Action

Neoprene seals resist wear from abrasive fluids. Double-acting diaphragm delivers one full gallon per eight strokes. 8' hose with discharge nozzle.

Transfer Pump

Model	Drum Size	Bung Bushing	Output
1326	16- to 55-gal. w/2" bung opening	2" NPT(m)	1 pint per stroke

Model 1335

This close tolerance pump utilizes brass rings for extreme durability and expanded fluid compatibility. Telescoping pick-up tube for 16- through 55-gallon drums with standard 2" bung openings. Bung opening tool built into pump head to open sealed refinery container. Provides 8.5 fl. oz. per full stroke. For use with non-corrosive fluids such as motor oil, transmission fluid, gear oil, engine coolant, silicone oils, and more.



FlowMaster® Rotary-Driven Pump & Reel Features

- Fully hydraulic FlowMaster pump performs in cold or hot weather conditions
- It's compact, fitting inside machine compartments
- Great for use with high-viscosity grease
- Reel and valve for high-pressure operation


System Specifications

Max. Grease Pressure	Max. Output Volume	Operating Temperature	Pump Ratio	Grease Outlet
4500 psi 320 psi	22 in ³ 360 cm ³	-20°F to 150°F -10°C to 65°C	10:1	1/4" NPTF
Weight (Pump Only)	Hydraulic Inlet/Return Ports	Max. Inlet Press.	Hydraulic Supply Max. Inlet Flow	Max. Fluid Temperature
36 lbs 16 kg	3/8" NPTF	450 psig 32 bar	7 gallons/min. 26.5 liters/min.	200°F 93°C

New FlowMaster Models

Kit No.	Description	Bare Pump	Lid	Follower	Reel/Hose	Connecting Hose	Control Valve & Swivel
86261	5-gal pump	85486	271705	252725	—	—	—
86262	5-gal pump with 30' x 1/4" hose, 5' connecting hose				94532G	75060	740, 81387

For more information on FlowMaster family of pumps, please see the Centro-Matic® catalog, form #442832.



4475



4480

Features and Benefits—Designed for Value

- Proven horizontal, valved-piston motor design for simplicity and reliability
- Provides quick dispense, fill or transfer with high-volume output
- Built-in muffler for quiet operation
- Cost-effective solution for oil distributors who need to supply pumps for customers who purchase bulk oil in tanks or drums
- Available as stub pump, 16-/55-gallon pump or 250- to 275-gallon tank pump
- Motor's single-stroke action delivers cost effective, high performance and high flow
- Provides quick dispense and fill of ATF, oil, gear lube and other fluid lubricants with the speed of many higher-priced pumps
- Ideal for use with one or two overhead reels in applications such as medium-to-light vehicle service facilities, car dealerships, small contractors, farmers and agriculture equipment dealers

Specifications

Pump Ratio	Output/Stroke	Delivery Output	Pneumatic Inlet Pressure		Oper. Temp. Range	Weight (Empty)	Pneum. Port Inlet	Material Port Outlet	Rec'd. Fluids
			Max.	Min.					
3.5:1	5.6 in ³ 91 cm ³	6 GPM	120 psig 8.3 bar	20 psig 1.4 bar	30°F - 120°F -1°C - 49°C	14 lbs.	¼-18 NPTF	½ NPTF	Motor oils, transmission fluid, petroleum-based fluids

Pump Models

Model No.	Application	Mounting	Down Tube Length
4490	16-55 gallon	2" NPT male bung adapter	36.5"
4491	250-275-gallon oval tank	2" NPT male bung adapter	47.0"
4492	Stub	1.5" NPT male	N/A

Model 4475 Series Pump

The Model 4475 pump is a reciprocating-piston, low-pressure single action pump. Air powers the pump's piston on the dispensing, or working, stroke. An internal spring returns the piston and resets it for the working stroke. It pumps continuously when the dispensing (fluid outlet) valve is open and 20-120 psig air is supplied to the pump.

Specifications

Model	Description	Material Outlet	Operation	Pump Tube Length	Attachment	Effective Pump Ratio	Inlet Air Pressure	Output/Stroke	Free Delivery
*4475	Bare Pump	½" NPTF	Pneum. pressure delivery stroke, spring return stroke	34" (86 cm)	2" Bung, adj. for 55- & 16-gal. drums, bench & portable tank	Approx. 0.7:1 to 0.8:1 depending on inlet air pressure	Max: 120 psi (8.3 bar) Min: 20 psig (1.4 bar)	2.9 in ³ (48 cm ³)	Up to 4 gpm (15 lpm)
*4480	Spigot Pump	Spigot extension with on/off valve							

* Bung bushing 261102, 261103, 261104

Model 4481 Oil Rider

Portable pump, tank and meter package for handling synthetic and conventional motor oils and other specialty fluids. Includes 4475 pump, 28-gallon high-strength polyethylene tank, 10' hose and electronic meter.

- Quick, reliable vehicle service fluid transfer with Lincoln's 4475 single stroke pump.
- Accurate, dependable fluid measurement and dispensing with Lincoln's precise and rugged 952 oval gear electronic meter.
- Services 20 or more cars with the high-capacity 28-gallon tank.
- Easy to maneuver around the shop with baffled tank mounted on large pneumatic wheels.
- Helps protect vehicle finish when working in tight spaces with the strong, yet light-weight polyethylene tank.
- Stores the 10' hose and meter safely out of the way on molded brackets.

Specifications

Model	Bare Pump	Mobile Tank	Electronic Meter	Air Regulator	Air Gauge	Hose	Capacity	Tank Dimensions	Tank Construction	Meter	Hose
4481	4475	273036	952	602003	247843	273037	28 gal. 106 liters	38"Hx17.5"Wx12.75"D (27"W at wheels) 4' pneumatic wheels	High strength cross linked polyethylene, molded baffle, hose brackets	Electronic oval gear meter, quart registration	10' x 3/8" ID 300 psi (20 bar) Nitrile wetted ID, neoprene cover
4481C			954							Electronic oval gear meter, gal/liter registration	



4030

Model 4030

This inline design, 6 product console is compact—the perfect dispensing station for “between the bays” installations which allows servicing of two vehicles from one location. Heavy-duty welded lower cabinet construction is finished in safety red. Metering control valves rest on top of the console in the meter cradle, eliminating the need for ball stops on oil products. Air or water hoses rest in small O.D. hose brackets which require a ball stop. Hoses gravity feed through the floor into the fast oil change basement or pit area.

The inline console includes composite hose guide plates and a composite meter cradle which:

- Are constructed of self-lubricating composite material—hoses glide over easily
- Replaces rollers—no rollers are needed
- Does not require maintenance
- Two small OD hose brackets are included with each 4030 console

Specifications

Dimensions	Capacity
42"L x 12 ⁵ / ₈ "W x 36"H	6 products

Hoses, meters, control valves and ball stops (required for non-metered products only) are available separately.



84959

Oil Bar Assembly

Model 84959

Includes single delivery spigot for dispensing motor oil, ATF and other fluids. Base unit may be expanded two additional positions by adding spigot kits, meters or other accessories. Removable tray for disposal of spillage; 14 gauge steel.

Model 84957 Oil Bar Spigot Kit

To add products to base model 84959, order one spigot kit for each additional product to be dispensed. Includes hardware and 84956 bulkhead fitting kit.

Oil Spigots

Model 84950

Spring-loaded oil spigot is used with oil pumps to dispense fluids into oil crankcase fill cans. 1/2" NPT(m).



84950

Hose Reels

Lincoln's Fluid Reel (LFR) Series

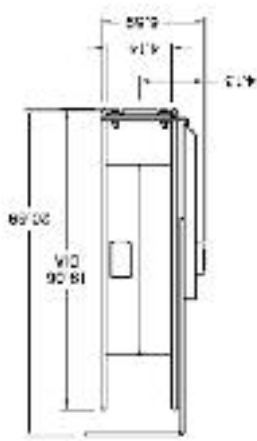
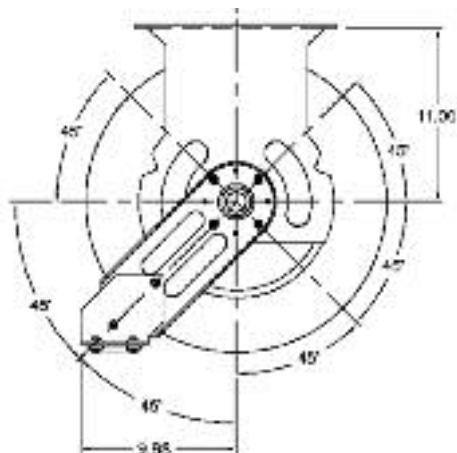


Lincoln's Fluid Reel Series (LFR) incorporates both new and proven design features and capabilities.

- Advanced design provides consistent, repetitive performance.
- Top-of-the-line features in our most popular reel.
- Engineered for durability and reliability.
- Low-, medium- and high-pressure models available.

Features

- Low-pressure, fully-ported swivel designed to be corrosion resistant when used for air and water-based solutions.
- Medium-pressure, fully-ported swivel provides unrestricted flow, dispensing higher volumes of fluid.
- High-pressure swivel includes quick-disconnect for easy hose attachment.
- Two hose clamps perfectly spaced to prevent the hose from locking in the fully extended position.
- Easily accessible—yet fully contained—power springs designed for optimum performance at various operating pressures.
- Dual needle bearings reduce the stress on the spring, providing smooth, balanced operation during both hose extension and retraction.
- Rounded edges on hose guide face enhances safety.
- Electroless nickel plated, corrosion-resistant, low-pressure axle prevents contamination of fluid and restriction of flow.
- Double ratchet teeth provide solid latch to lock hose in multiple usable positions.
- Mounting base accepts Lincoln No. 82206 mounting pattern and is slotted at both ends for easy installation.
- Powder-coat finish creates a corrosion-resistant reel that stands up to the elements.



Pressure Application	Hose Diameter	Max. Working Pressure psi (bar)
High	1/4"	5,000 (340)
	3/8" & 1/2"	4,000 (272)
Medium	1/2"	1,500 (102)
Low	1/4" & 3/8"	250 (17)
	1/2"	200 (13.6)

Assembly Models: 94 5 5 2 G

Pressure	Hose Length	Hose Diameter	Valve
5 – High	5 – 50'	2 – 1/4"	G – 740
3 – Medium	3 – 30'	3 – 3/8"	H – 3050
1 – Low	6 – 60'	4 – 1/2"	A – Air Coupler/Tire W – Bibb Cock

Hose Reels

Lincoln's Fluid Reel (LFR) Series



Bare Reel Specifications

Model	Application	Hose Capacity			Max. Working Pressure Bare Reel, psi	Inlet/Outlet (f)
		Rating	Type	Max. Length		
94100	Air, A-F, Water, WW	RMA	Class A	60'	1000*	1/2" NPTF
94300	Oil	SAE100R3	73	60'	2500*	1/2" NPTF
94500	Grease	SAE100R2	75, 76	50'	8000*	3/8" NPTF

* Note: Actual working pressure of the reel should not exceed pressure rating of the installed hose. 60' hose should be used on installations allowing for a 10' to 12' hose hand down.

High-Pressure Reels and Assemblies

Grease Reel and Hose Assemblies

Model	Description	Included with Reel Assemblies				
		Bare Reel Model	Delivery Hose	Connecting Hose	Ball Stop	Control Valve or Meter
94532	1/4" x 30'	94500	75024	75360	85515	NA
94552	1/4" x 50'	94500	75024	75600	85515	NA
94553	3/8" x 50'	94500	75024	76600B	85516	NA

Grease Assemblies with Universal Swivel & Control Valve

94532G	1/4" x 30'	94500	75024	75360	85515	81387 & 740
94552G	1/4" x 50'	94500	75024	75600	85515	81387 & 740
94553H	3/8" x 50'	94500	75024	76600B	85516	81729 & 3050



Medium-Pressure Reels and Assemblies

Oil Reel and Hose Assemblies

94334	1/2" x 30'	94300	73024	73360	85517	NA
94354	1/2" x 50'	94300	73024	73600	85517	NA
94364	1/2" x 60'	94300	73024	73720	85517	NA

Low-Pressure Reels and Assemblies

Air, Water Reel and Hose Assemblies

94132	1/4" x 30'	94100	74024	72360	85515	NA
94133	3/8" x 30'	94100	74024	72360A	85516	NA
94152	1/4" x 50'	94100	74024	72600	85515	NA
94153	3/8" x 50'	94100	74024	72600A	85516	NA
94154	1/2" x 50'	94100	74024	74600	85515	NA
94163	3/8" x 60'	94100	74024	74720	85516	NA

Air Assemblies with Air Coupler and Tire Chuck

94132A	1/4" x 30'	94100	74024	72360	85515	815/11659/66951
94133A	3/8" x 30'	94100	74024	72360A	85516	815/11659/66951
94152A	1/4" x 50'	94100	74024	72600	85515	815/11659/66951
94153A	3/8" x 50'	94100	74024	72600A	85516	815/11659/66951
94154A	1/2" x 50'	94100	74024	74600	85517	815/11659/66951

Water Assemblies with Water/Antifreeze Bibb Cock

94132W	1/4" x 30'	94100	74024	72360	85515	846 Bibb Cock
94133W	3/8" x 30'	94100	74024	72360A	85516	846 Bibb Cock
94152W	1/4" x 50'	94100	74024	72600	85515	846 Bibb Cock
94153W	3/8" x 50'	94100	74024	72600A	85516	846 Bibb Cock
94154W	1/2" x 50'	94100	74024	74600	85517	846 Bibb Cock



Hose Reels

Heavy-Duty Series



The Heavy-Duty Series reels are the finest Lincoln lube reels ever designed. Years of engineering, testing and experience preceded their introduction. The quality and reliability the professional expects from Lincoln is not only met but exceeded in form and function by the HD Series. Value, long-life and top performance were the criteria demanded before these incredible reels were released.

You should expect the best from Lincoln... the HD Series reel delivers it.

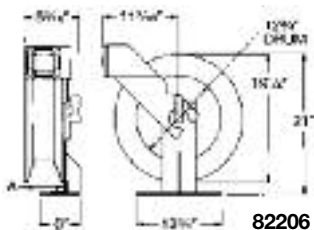


82206

Features

- All bare reels rated for high, medium and low pressure
- Reel assemblies available in standard 30', 40' and 50' hose lengths
- Dual needle roller bearings
- Ball bearing inlet swivel design
- Quick disconnects on delivery and connecting hose
- Spring canister with seals
- Thirteen position roller outlet arm
- Delrin rollers
- Quarter-inch thick steel welded base and roller outlet arm
- Reel sheaves are rolled
- Components individually powder painted for long life and scratch resistance
- All reel assemblies factory assembled and pressure tested to insure a quality leak-free installation every time
- Basic reel assemblies can be ordered with one model number; include delivery hose, ball stop and connecting hose
- Complete reel assemblies with meter, control valve or air coupler are also available as one model number
- Backed by a five-year limited warranty. See your Lincoln representative for details

Bare Reel Specifications



82206

Model	Lincoln Reel Application	Rating	Hose Capacity		Working Pressure	Sheave Width	Inlet/Outlet
			Type	Length			
82206	Heavy-duty long length	SAE100R2	75	50'	8000*	5 1/2"	1/2" NPTF
		SAE100R2	76A	50'	8000*	5 1/2"	1/2" NPTF
		SAE100R2	76B	50'	8000*	5 1/2"	1/2" NPTF
		SAE100R3	73	50'	8000*	5 1/2"	1/2" NPTF
		SAE100R1	78	50'	8000*	5 1/2"	1/2" NPTF
		RMA	Class A	50'	8000*	5 1/2"	1/2" NPTF

* Note: Actual working pressure of the reel should not exceed pressure rating of the installed hose.

Model 84275

Extra-heavy-duty dual reel sheave support base design and large hose capacity make this 1/2" (inlet/outlet) reel the ideal high-pressure reel for grease, petroleum oils, air and water.



84275

High-Flow Reel Specifications

Model	Designation	SAE	HOSE CAPACITY Type	Length	Inlet/Outlet NPTF	Working Pressure psi	Sheave Width	INSTALLATION Width	INSTALLATION Depth
84275	Extra-heavy-duty large capacity	100R1	78	75'					
		100R2	75/76A/76B	75'	1/2"	5000	10"	13 1/8"	12 3/4"
		100R3	73	75'					


Mounting Kits

Model 85641

Universal kit for mounting up to 12 reels, any series, open or decorative.

Hose Reels

Heavy-Duty Series



85050

Basic Grease Assemblies *Less Hose End Control*

Basic Reel	Bare Reel	Delivery Hose	Hose Size	Connecting Hose	Ball Stop	Control Valve
85003-30	82206	75360	30' x 1/4"	75024	85516	NA
85004	82206	75480	40' x 1/4"	75024	85516	NA
85004-50	82206	75600	50' x 1/4"	75024	85516	NA
85006-30B	82206	76360B	30' x 3/8"	76024B	85517	NA
85004-50B	82206	76600B	50' x 3/8"	76024B	85517	NA
85008-50A	82206	76600A	50' x 1/2"	76024A	85517	NA

Complete Grease Assemblies with Universal Swivel & Control Valve

Assembly Model	Included with Reel Assemblies (Quantity)							
	Bare Reel	Delivery Hose	Hose Size	Connecting Hose	Ball Stop	Control Valve	Swivel	Nipple
85050	82206	75360	30' x 1/4"	75024	85516	740	81387	12957(2)
85051	82206	75600	50' x 1/4"	75024	85516	740	81387	12957(2)



83464-50

Medium Pressure Reels & Assemblies

Basic Oil, Fluid Lubricant, Antifreeze & WW Fluid Assemblies *Less Hose End Control*

Basic Reel	Bare Reel	Delivery Hose	Hose Size	Connecting Hose	Ball Stop	Control Valve
83463	82206	73240	20' x 1/2"	73024	85517	NA
83463-30	82206	73360	30' x 1/2"	73024	85517	NA
83464	82206	73480	40' x 1/2"	73024	85517	NA
83464-50	82206	73600	50' x 1/2"	73024	85517	NA
85009-50	82206	78600	50' x 5/8"	78024	84347	NA

Low Pressure Reels & Assemblies

Basic Air, Water *Less Hose End Control*

85232	82206	72360	30' x 1/4"	72024	85515	NA
85002	82206	72480	40' x 1/4"	72024	85515	NA
85011	82206	72600	50' x 1/4"	72024	85515	NA
85002A	82206	72480A	40' x 3/8"	72024A	85516	NA
85001	82206	72600A	50' x 3/8"	72024A	85516	NA
85012	82206	—	60' x 3/8"	72024A	85516	NA
85005	82206	74480	40' x 1/2"	74024	85517	NA
85010-50	82206	74600	50' x 1/2"	74024	85517	NA



85065

Complete Medium Pressure Assemblies—Gear Lube

85052	82206	73360	30' x 1/2"	73024	85517	780
85053	82206	73600	50' x 1/2"	73024	85517	780
85054	82206	73360	30' x 1/2"	73024	85517	878 (meter)
85055	82206	73600	50' x 1/2"	73024	85517	878 (meter)

Complete Medium Pressure Assemblies—Oils

85056	82206	73360	30' x 1/2"	73024	85517	877 (meter)
85057	82206	73600	50' x 1/2"	73024	85517	877 (meter)
85058	82206	73360	30' x 1/2"	73024	85517	3866 (meter)
85059	82206	73600	50' x 1/2"	73024	85517	3866 (meter)

Complete Medium Pressure Assemblies—Oils *Elec/Digital*

85060	82206	73360	30' x 1/2"	73024	85517	967 (meter)
85061	82206	73600	50' x 1/2"	73024	85517	967 (meter)

Complete Low Pressure Assemblies—Air Service

Assembly Model	Included with Reel Assemblies								
	Bare Reel	Delivery Hose	Hose Size	Connecting Hose	Ball Stop	Air Coupler	Nipple	Air Chuck	Bushing
85062	82206	72600	50' x 1/4"	74024	85515	815	11659	66951	12080
85063	82206	72600A	50' x 3/8"	74024	85516	815	11659	66951	67069/10049

Complete Low Pressure Assemblies—Water Service

Assembly Model	Included with Reel Assemblies						
	Bare Reel	Delivery Hose	Hose Size	Connecting Hose	Ball Stop	Bushings	Bibb Cock
85064	82206	72600	50' x 1/4"	74024	85515	12080	846
85065	82206	72600A	50' x 3/8"	74024	85516	67069/10049	846

Lincoln's plastic decorative overhead hose reel cabinets are constructed of a lightweight, durable resin. This design offers dramatically reduced installation time and ease of maintenance. The modular design eliminates reel enclosure end panels. Plastic decorative cabinet models are dent and scratch resistant, non-conductive and non-corrosive.

Plastic Decorative Reel Cabinet

Hose Reel Series	Cabinets (1 Per Reel)	Required Mounting Components	
		Adapter Plate Kit (1 Per Reel)	Mounting Kit (1-12 Reels)
94000	85640	85642	85641
82206	85240		

Metal Decorative Reel Cabinet

Hose Reel Series	Cabinets (1 Per Reel)	End Panel Assembly (1 Per Set of Reels)	Required Mounting Components	
			Adapter Plate Kit (1 Per Reel)	Mounting Kit (1-12 Reels)
94000	83872	82164	85642	85641
82206				

Model 85641 Universal Mounting Kit

Universal mounting kit allows installation of up to twelve reels, any series, open or decorative. Twelve reels can be installed side by side with this kit or cut to fit your reel installation needs. Includes 2 mounting struts and hardware to mount 12 reels.

Series 3100 Heavy-Duty, Decorative, 30 Feet

Model	Description	Bare Reel	Delivery Hose (30')	Connecting Hose	Ball Stop	Hose End Controls	Swivel	Coupler	Nipple
3191	Grease w/Control Valve & Swivel	82206	75360 1/4"	75024	85515	740	81387		
3189	Motor Oil/Antifreeze w/Electronic Meter	82206	73360 1/2"	73024	85517	954	NA	NA	NA
3194	Motor Oil/Antifreeze w/Quarts Meter	82206	73360 1/2"	73024	85517	877	NA	NA	NA
3195	Gear Oil w/Pints Meter	82206	73360 1/2"	73024	85517	878	NA	NA	NA
3196	Gear Oil w/Control Valve	82206	73360 1/2"	73024	85517	780	NA	NA	NA
3197	ATF w/Quarts ATF Meter	82206	73360 1/2"	73024	85517	883	NA	NA	NA
3193	Air w/Air Chuck	82206	72360 1/4"	72024	85515	66951	NA	815	11659
3192	Water w/Bibb Cock, 30' Hose	82206	72360 1/4"	72024	85515	846	NA	NA	NA

Series 3200 Heavy-Duty, Decorative, 50 Feet

Model	Description	Bare Reel	Delivery Hose (50')	Connecting Hose	Ball Stop	Hose End Controls	Swivel	Coupler	Nipple
3291	Grease w/Control Valve & Swivel	82206	75600 1/4"	75024	85515	740	81387	NA	NA
3289	Motor Oil/Antifreeze w/Electronic Meter	82206	73600 1/2"	73024	85517	954	NA	NA	NA
	Motor Oil/Antifreeze	82206	73600 1/2"	73024	85517	NA	NA	NA	NA
3294	Motor Oil/Antifreeze Quarts Meter	82206	73600 1/2"	73024	85517	877	NA	NA	NA
3295	Gear Oil w/Pints Meter	82206	73600 1/2"	73024	85517	878	NA	NA	NA
3296	Gear Oil w/Control Valve	82206	73600 1/2"	73024	85517	780	NA	NA	NA
3297	ATF w/Quarts ATF Meter	82206	73600 1/2"	73024	85517	883	NA	NA	NA
3198	Air w/Air Chuck	82206	72600 1/4"	72024	85515	66951	NA	815	11659
3199	Air w/Air Chuck	82206	72600A 3/8"	72024A	85516	66951	NA	815	11659
3190	Water w/Bibb Cock	82206	72600A 3/8"	72024A	85516	846	NA	NA	NA

Hose Reels

Dual Arm Series



The Dual Arm Heavy-Duty Series was designed for the most rigorous and demanding environments. The Dual Arm and Base provide extra support for heavy and frequent use in vehicle maintenance garages, on lube trucks for both on- and off-road applications and in industrial settings.

Features and Benefits

- Hose guide is supported by two arms to absorb the forces subjected with frequent hose pull-out and retraction.
- Double base support to withstand the extra vibrations in rigorous environments
- Bare reel rated for high, medium and low pressures
- Dual needle bearings provide consistent and smooth hose pull-out and retraction
- Quick-disconnects on delivery and connection hose for simple installation
- Powder painted for long life and scratch resistance
- Reel assemblies available in hose lengths up to 60' and are factory pressure tested to insure quality leak-free installations
- Backed by a five-year limited warranty—see your Lincoln representative for details

Specifications

Model	Description	Hose	Application	Working Pressure	Sheave Width	Inlet/Outlet
83206	Bare Reel	N/A	High, Medium and Low	8000 psi* (544 bar)	5 1/2"	1/2" NPTF
83201	3/8" x 60' LP	RMA Class A	Low	250 psi (17 bar)		
83202	1/2" x 50' MP	73 / 100R3	Medium	1500 psi (102 bar)		
83203	3/8" x 50' HP	76B / 100R2	High	4000 psi (272 bar)		

* Operating at maximum working pressure should not exceed the pressure rating of the installed hose. Contact your Lincoln representative for additional reel assembly models.

Maximum Hose Capacities	Maximum Length
1/4" ID Air/water hose (RMA Class A or SAE 100R6)	60'
1/4" ID Grease hose (SAE 100R2)	
3/8" ID Air/water hose (RMA Class A or SAE 100R6)	
3/8" ID Grease hose (SAE 100R2)	
1/2" ID Air/water hose (RMA Class A or SAE 100R6)	
1/2" ID Oil hose (SAE 100R3)	
1/2" ID Grease hose (SAE 100R2)	
5/8" ID Oil hose (SAE 100R1)	


60' hose should be used on installations with a ceiling of 20' and higher allowing for a 10' to 12' hose hang down.

Hose Reels

High-Flow Series



Extra-Heavy-Duty Reels for Applications that Require High Product Flow and/or Longer Hose such as Service Trucks, Lube Trucks, Transit Facilities and Large Fleet Shops.



84672

Model 84672

Extra-heavy-duty high flow design makes this 3/4" inlet/outlet reel the perfect medium-pressure reel for petroleum oils, used fluid evacuation, air and water service.

Model 84673

Extra-heavy-duty dual reel sheave support base, high flow design and large hose capacity make this 3/4" inlet/outlet reel the ideal medium-pressure reel for petroleum oils, used fluid evacuation, air and water service.



84673

Model 84432

Dual reel sheave support base design and high-flow swivel make this 1" inlet/outlet reel the ideal low-pressure/volume reel. This reel is suitable for gasoline, diesel fuel, fuel oil, air and water. Not suitable for ceiling or wall mounted applications.



84432

High-Flow Reel Specifications

Model	Designation	SAE	HOSE CAPACITY Type	Length	Inlet/ Outlet NPTF	Working Pressure psi	Sheave Width	INSTALLATION Width Depth	
84672	Extra-heavy-duty high-flow	100R1	3/4"ID x 1 1/4"OD 78	30'	3/4"	2000	5 1/2"	9 15/16"	12 3/4"
84673	Large capacity	100R1 100R1	3/4"ID x 1 1/4"OD 78	75' 75'	3/4"	2000	10"	14 1/2"	12 3/4"
84432	Heavy-duty volume	100R3	1"OD low pressure	50'	1"	300	8"	15 3/4"	24 1/4"
89010	Super-duty high-flow	100R3	1 1/4"ID x 1 3/4"OD low pressure	50'	1 1/4"	500		22 1/8"	26 1/4"

Contact Lincoln for more information regarding super-duty reels with extra large hose capacity suitable for aircraft fuels.

Hose Reels

High-Flow Series / Value Series



84433

Model 84433

1" x 50' volume fuel reel assembly comes complete with spring-powered reel 84432, 1" x 50' delivery hose 247926, ball stop 84257 and 1" x 2' connecting hose. Order control valve/nozzle separately.

Fuel Nozzles

Model 69690

1 1/4" NPT(f) inlet, 50 psi. Aluminum body and outlet tube.

Model 69825

Auto shut-off, 1" NPT(f) inlet, 50 psi. Aluminum body and outlet tube.

Model 69824

Same as 69825 except 3/4" NPT(f) inlet.



High-Flow Reel Assemblies

Basic Reel	Bare Reel	Delivery Hose	Hose Size	Ball Stop	Control Valve
84433	84432	247926	1" x 50'	84257	order separately

Recommended Mounting/Application

Bare Reel	Mounting	Applications
84275	Floor, wall, ceiling, lube truck	Grease, oils, air
84672	Floor, wall, ceiling, lube truck	Oils, used fluid evacuation, air, water
84673	Floor, wall ceiling, lube truck	Oils, used fluid evacuation, air, water
84432	Floor, platform, lube truck	Fuel, volume oils, used fluid evac., air, water

Air Reel – Value Series

Lincoln's Value Series air hose reels are constructed of durable, heavy-gauge steel and heavy-duty rubber air hoses. The slotted mounting base allows for easy attachment to ceilings, walls and work benches. Features include five-position adjustable outlet roller arm, spring-powered automatic recoil, angled hose guide for smooth, parallel hose pull-out and retraction and an eight-position ratchet gearing that locks the reel at the desired hose length.



Model 83753

3/8" x 50' assembled air hose reel includes bare hose reel, 50' delivery hose and ball stop.

Model 83754

1/2" x 50' assembled air hose reel includes bare hose reel, 50' delivery hose and ball stop.

Specifications

Model	Assembly Description	Inlet/Outlet Connection	Maximum Pressure	Maximum Air Flow
83753	50' of 3/8" air hose	1/4" NPT	300 psi	25 cfm
83754	50' of 1/2" air hose	1/2" NPT	300 psi	35 cfm

WARNING

Reels used with hazardous fluids or fuels, hose with static grounding wire must be used. For aircraft fuels, a separate static grounding cable must be furnished by the user. Consult federal and local codes for details.

Lincoln high-, medium- & low-pressure hoses—every size for every application

High-Pressure Hose—Grease

Model	Size	Hose Type/SAE	Inches		Thread	Max Pressure psi (bar) Working
			ID	OD		
75024	2'	75/100R2A	1/4	11/16	1/2"-27(f)	5000 (340)
75060	5'	75/100R2A	1/4	11/16	1/2"-27(f)	5000 (340)
75084	7'	75/100R2A	1/4	11/16	1/2"-27(f)	5000 (340)
75120	10'	75/100R2A	1/4	11/16	1/2"-27(f)	5000 (340)
75168	14'	75/100R2A	1/4	11/16	1/2"-27(f)	5000 (340)
75240	20'	75/100R2A	1/4	11/16	1/2"-27(f)	5000 (340)
75360	30'	75/100R2A	1/4	11/16	1/2"-27(f)	5000 (340)
75480	40'	75/100R2A	1/4	11/16	1/2"-27(f)	5000 (340)
75600	50'	75/100R2A	1/4	11/16	1/2"-27(f)	5000 (340)
76024B	2'	76B/100R2	3/8	27/32	1/2"NPT(f)	4000 (272)
76120B	10'	76B/100R2	3/8	27/32	1/2"NPT(f)	4000 (272)
76360B	30'	76B/100R2	3/8	27/32	1/2"NPT(f)	4000 (272)
76600B	50'	76B/100R2	3/8	27/32	1/2"NPT(f)	4000 (272)
76900B	75'	76B/100R2	3/8	27/32	1/2"NPT(f)	4000 (272)
76024A	2'	76B/100R2	1/2	27/32	1/2"NPT(f)	4000 (272)
76600A	50'	76B/100R2	1/2	27/32	1/2"NPT(f)	4000 (272)

Medium-Pressure Hose—Oil, Gear Lube & Antifreeze

73024	2'	73/100R3	1/2	13/16	1/2"NPT(m)	1500 (102)
73036	3'	73/100R3	1/2	13/16	1/2"NPT(m)	1500 (102)
73060	5'	73/100R3	1/2	13/16	1/2"NPT(m)	1500 (102)
73120	10'	73/100R3	1/2	13/16	1/2"NPT(m)	1500 (102)
73240	20'	73/100R3	1/2	13/16	1/2"NPT(m)	1500 (102)
73360	30'	73/100R3	1/2	13/16	1/2"NPT(m)	1500 (102)
73480	40'	73/100R3	1/2	13/16	1/2"NPT(m)	1500 (102)
73600	50'	73/100R3	1/2	13/16	1/2"NPT(m)	1500 (102)
73900	75'	73/100R3	1/2	13/16	1/2"NPT(m)	1500 (102)
1230120	10'	1230/100R2	3/4	1 1/4	3/4"NPT(m)	2250 (153)

Hose Accessories

Ball Stops

Lincoln Ball Stops are used to cushion and stop hose retraction.



Model	Description	Hose Type	OD
85515	Adjustable	RMA Class A	5/8"
85516	Adjustable	RMA Class A & 74	11/16" – 23/32"
85517	Adjustable	73, 74, 76A & 76B	27/32" – 31/32"
84347	Adjustable	78	11/32"
84122	Adjustable	NA	1 3/4" – 1 7/8"
84257	Adjustable	NA	1 1/2" – 1 5/8"

Low-Pressure Hose—Air & Water

Model	Size	Hose Industrial	Inches		Thread	Max Pressure psi (bar) Working
			ID	OD		
72024	2'	RMA Class A	1/4	5/8	1/4"NPT(m)	250 (17.01)
72036	3'	RMA Class A	1/4	5/8	1/4"NPT(m)	250 (17.01)
72060	5'	RMA Class A	1/4	5/8	1/4"NPT(m)	250 (17.01)
72120	10'	RMA Class A	1/4	5/8	1/4"NPT(m)	250 (17.01)
72240	20'	RMA Class A	1/4	5/8	1/4"NPT(m)	250 (17.01)
72360	30'	RMA Class A	1/4	5/8	1/4"NPT(m)	250 (17.01)
72600	50'	RMA Class A	1/4	5/8	1/4"NPT(m)	250 (17.01)
72024A	2'	RMA Class A	3/8	23/32	3/8"NPT(m)	250 (17.01)
72360A	30'	RMA Class A	3/8	23/32	3/8"NPT(m)	250 (17.01)
72480A	40'	RMA Class A	3/8	23/32	3/8"NPT(m)	250 (17.01)
72600A	50'	RMA Class A	3/8	23/32	3/8"NPT(m)	250 (17.01)
74024	2'	RMA Class A	1/2	27/32	1/2"NPT(m)	200 (13.61)
74060	5'	RMA Class A	1/2	27/32	1/2"NPT(m)	200 (13.61)
74480	40'	RMA Class A	1/2	27/32	1/2"NPT(m)	200 (13.61)
74600	50'	RMA Class A	1/2	27/32	1/2"NPT(m)	200 (13.61)

Lincoln High-Pressure Replacement Hose

Cross Reference

Model	Original Threads	Replacement
Alemite	1/2"-27(f) x 1/2"-27(f)	Any Type 75 Hose
Aro	1/8" NPT(m) x 1/8" NPT(f)	Any Type 75 Hose, 10199 Nipple, 10200 Bushing
Balcrank	1/2"-27(f) x 1/2"-27(f)	Any Type 75 Hose
Graco	1/4" NPT(m) x 1/4" NPT(m)	Any Type 75 Hose, Two (2) 10198 Bushing

Hose Accessories

Nipples, Couplers & Bushings for Lincoln 75 Grease Hose



Nipples

Model	Thread
10198	1/4" NPT(m) x 1/2"-27(m)
10199	1/8" NPT(m) x 1/2"-27(m)
10202	1/2"-27 NPT(m) x 1/2"-27(m)
12957	1/2" NPT(m) x 1/2"-27(m)

Reducing Couplings

11852	1/8" NPT(f) x 1/2"-27(f)
10522	1/4" NPT(f) x 1/2"-27(f)

Bushings

10200	1/8" NPT (f) x 1/2"-27(m)
10204	1/4" NPT(f) x 1/2"-27(m)
12287	1/2"-27(f) x 1/2" NPT(m)

Lincoln Control Valves, Meters and Accessories Provide the Durability and Precision You Need for Your Lubrication Systems.



740

Model 740 Heavy-Duty High-Pressure

- 7500 psi maximum operating pressure
- Precision-machined, all steel handle, body and guard bracket provides durability and longevity
- Unique, precision control inlet check valve provides ease of handle operation even with increase in pressure
- Knurled handle for positive grip
- Handy trigger guard prevents pinching
- Reversible inlet check seat and hydraulic jaws provide double life
- Balanced design reduces user fatigue
- Lubricant inlet 1/4" NPT(f); outlet 1/8" NPT(f)
- Easily repaired for extended life

Model 3050 Volume High-Pressure

Same as 740 except with 3/8" NPT(f) lubricant inlet for use with Lincoln volume high-pressure swivels and hose.

Model 82157 Repair Parts Kit


For control valves 740 and 3050.

High-Pressure Grease Control Valve

Model	Description	Thread Size	Extension	Coupler	Valve
740	Heavy-Duty	1/4" NPT(f)	Rigid Tube	5845	82393
3050	Volume	3/8" NPT(f)	Rigid Tube	5845	81495

WARNING

Whip Hoses Models
3029, 3034, 5812,
5818, 5861, 81725,
81726, 81795



Install as shown.

WARNING

For safe and proper use, always consult instructions accompanying product. See **Safety Warning Information** for appropriate warnings.


Swivels

Volume High-Pressure Swivels

Model	Description	Thread Size
81728	Straight	1/2" NPT(m) x 3/8" NPT(m)
82072	Straight	1/2" NPT(m) x 1/2" NPT(m)
82087	90° Angle	1/2" NPT(m) x 1/2" NPT(m)
81729	Universal	1/2" NPT(m) x 3/8" NPT(m)
82073	Universal	1/2" NPT(m) x 1/2" NPT(m)

Model 82158 Repair Kit

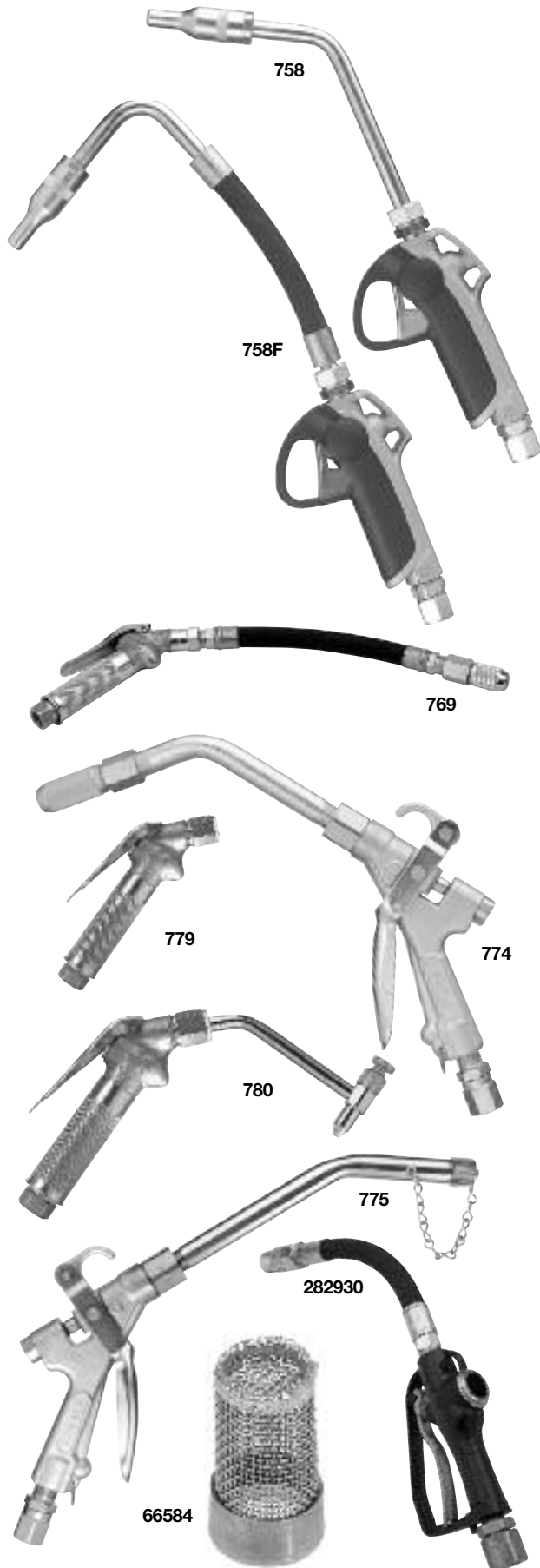
Repair Parts Kit for 81387 standard universal swivel.



High-Pressure Swivels

Model	Description	Thread Size
*81606	Straight	1/8" NPT(f) x 1/8" NPT(m)
*81703	Straight	1/8" NPT(m) x 1/8" NPT(m)
82080	Straight	1/2"-27 (m) x 1/2"-27 (m)
82399	Straight	1/2"-27 (m) x 1/4" NPT(m)
81386	90° Angle	1/2"-27 (m) x 1/8" NPT(m)
81723	90° Angle	1/8" NPT(m) x 1/8" NPT(f)
81974	90° Angle	1/2"-27 (m) x 1/4" NPT(m)
82251	90° Angle	1/8" NPT(m) x 1/8" NPT(m)
81387	Universal	1/2"-27 (m) x 1/4" NPT(m)
82252	Universal	1/8" NPT(m) x 1/8" NPT(m)
83594	Universal	1/4" NPT(m) x 1/4" NPT(m)
83938	Straight	1/4" NPT(m) x 1/4" NPT(m)

*Whip Hose only; max. pressure 4500psi



Heavy-Duty Fluid Control Valves

These new fluid control valves provide all the benefits of the latest design technology, and offer all the features and components for a low-cost solution for your fluid dispensing needs.

- Rugged aluminum construction
- Dispenses all automotive fluids: motor oils, gear oils, transmission fluid and antifreeze
- All indoor and outdoor applications

Model 780

Gear oil shut-off valve for use with fluid lubricant pumps. Includes built-in swivel and 82070 non-drip nozzle extension. Inlet 1/2" NPT(f).

Model 769

Includes 780 valve with built-in swivel, flexible extension and 91392 nozzle.

Model 758

Includes 260381 rigid extension. Inlet/outlet 1/2" NPT(f). Can be locked in open position for continuous dispensing. Trigger guard prevents accidental dispensing. 1,015 psi (70 bar) maximum operation pressure. 5 GPM flow.

Model 758F

Same as 758 except with flexible extension.

Heavy-Duty Volume

Model 774

Includes 82906 shut-off valve, pipe extension and 91392 nozzle.

Model 775

Includes 82906 shut-off valve and 82932 rigid extension nozzle.

Model 776

Includes 82906 shut-off valve and 12" flexible hose and 91392 non-drip nozzle with manual shut-off.

Model 779

Gear oil shut-off valve for use with fluid lubricant pumps.

Model 282930

High-flow valve rated up to 15 gpm and 1500 psi. Includes flexible extension and manual nozzle.

Oil Control Valves

Model	Description	Inlet Thread Size	Extension	Nozzle
780	Gear Oil	1/2 NPT(f)	Rigid Pipe	82070
758	STD Volume	1/2 NPT(f)	Rigid Assembly	260381
758F	STD Volume	1/2 NPT(f)	Flex Assembly	260380
774	HD Volume	1/2 NPT(f)	Rigid Pipe	91392
775	HD Volume	1/2 NPT(f)	Rigid Pipe	82932
776	HD Volume	1/2 NPT(f)	Flex Hose	91392
282930	High Flow	3/4 NPT(f)	Flex Hose	282941 Kit

Model 66584 Strainer

For use with 775, 776, 82906. #30 mesh, 9/16" OD.

Electronic Lube Meters

Features

- Dispense motor oil, ATF and gear lube
- One model can dispense pints, quarts, liters or gallons
- Automatic non-drip nozzle
- Narrow nozzle fits into small I.D. ATF fill tubes
- Easy to read digital display for accurate bulk dispensing
- .01 increment readout for precise measurement
- Includes inline swivel, rigid extension, automatic non-drip nozzle and inline containment filter

Electronic Lube Meters

Totalizing liters or gallons. 1/2" NPT(f).

Model	Lock-On/Lock-Open	Extension	psi	gpm
905*	Rigid/ 70°/Auto nozzle	Yes	1000	5.0*
905SF**	For water-based solutions	Yes	1000	5.0
954-NEW	Flexible with auto nozzle	Yes	1500	6.0
953-NEW	Rigid/30°/Auto tip	Yes	1500	6.0
967	Flexible w/ 84799 nozzle	Yes	1500	4.0

* 8.0 gpm without nondrip nozzle. ** Models 905 and 905SF offers preset mode
 Model 905 – ATF, hydraulic fluid, motor oils, gear oils
 Model 905SF – Antifreeze, windshield washer solution, brake fluid

Value-Priced Electronic Lube Meter

New value-priced control valve includes large digital display, shroud protector and trigger guard. 1/2" NPT(f) inlet swivel. Flexible manual nozzle.


Model	Measure	Extension	psi	gpm
952	quarts	Flexible/90° manual tip	1500	6.0


Mechanical Lube Meters

Totalizing meters. 3 1/2" diameter, inlet/outlet 1/2" NPT(f).

Model	Dial Totals	Graduation	Extension	psi	gpm
Oils, ATF and Antifreeze					
867*	16 gallons	1/16 gallon	10" flex w/ 84799	1000	4.0
876*	16 quarts	1/4 quart	4" rigid w/ 93548	1000	4.0
877*	16 quarts	1/4 quart	10" flex w/ 84799	1000	4.0
883*	16 quarts	1/4 quart	20" flex w/ 84799	1000	4.0
68410	16 quarts	1/4 quart	None	1000	4.0
899*	10 liters	1/10 liter	10" flex w/ 84799	1000	4.0
Gear Lube					
878	8 pints	1/16 gallon	7" rigid w/ nozzle	1000	4.0
881	10 liters	1/10 liter	7" rigid w/ nozzle	1000	4.0
Pre-set Countdown for Oils, ATF and Antifreeze					
3866*	16 quarts/10 liters	1/16 gallon	Rigid w/ 93548	1000	4.0
3867*	60 quarts	1/4 quart	Rigid w/ 93548	1000	4.0
3868*	60 gallons	1/4 quart	Rigid w/ 93548	1000	4.0
3942*	60 liters	1/10 liter	Rigid w/ 93548	1000	4.0

*Includes 90464 swivel.





Non-Drip Nozzles & Assemblies

Model 93547 Nozzle

1/4" NPT(F) inlet automatic non-drip nozzle with manual closure feature.

Model 93548 Nozzle

Same as 93547 with 1/2" NPT(m) inlet.

Model 84799 Nozzle

Packaged version of 93547.

Model 85799 Nozzle

Same as 84799 with 1/2" NPT (f) inlet.

Model 91392 Nozzle

1/2" NPT(f), manual non-drip nozzle.

Model 82258 Assembly

1/2" x 1/4" NPT(m), 10" hose 91241 and nozzle 93547.

Electronic Meter Accessories

Model 260379

Rigid extension outlet with patented 45° swivel for versatile fluid dispensing.

Note: Only fits models 977 and 978.

Model 260380

Flexible extension with non-drip valve for fluid dispensing in hard to reach areas.

Note: Only fits models 977 and 978.

Model 260381

Rigid extension with non-drip valve.

Note: Only fits models 977 and 978.

Colored Swivel Guards

Attach these flexible swivel guards to separate meters to differentiate between fluids. Available in red, black, blue, yellow and green.

Meter Accessories

Model 242911 Shroud Protector

Universal shock protector for all 3 1/2" diameter Lincoln electronic lube meters. Heavy-duty rubber cover fits easily over meter face. Order as separate accessory.

Model 90464 Swivel

Straight oil meter swivel, 1/2"NPT(m) x 1/2"NPT(f).
1000 psi (68 bar) maximum working pressure.



90464



961

Model 961 High-Volume Gallons

U.L. approved for gasoline and diesel fuels. Meters light-weight petroleum-base products by pump or gravity flow. Volume flow of 6 to 38 gpm. Calibrated in U.S. gallons; 1/10 gallon graduations. Straight readout to 999.9 gallons; reset knob on meter body. Non-reset totalizer on meter face. 50 psi max. pressure. 6 1/4" h, 7 1/8" w; 5 1/2 lbs. 1" NPT(f) inlet/outlet.

NOTE: For consumer use only. Not intended for measurement where resale is contemplated.

Model 964 Liters

Same as 961, except meter is calibrated in liters. Straight readout to 999.9 liters. Maximum working pressure: 3.5 kilograms per square centimeter.



962

Model 962 Volume Gallons

For oils and ATF up to SAE 40 weight. Calibrated in U.S. gallons; 1/10 gallon graduations. Straight readout to 999.9 gallons; reset knob on meter body. Non-reset totalizer on 6" diameter dial face. 1000 psi max. pressure. 1" NPT(f) inlet/outlet.

NOTE: For consumer use only. Not intended for measurement where resale is contemplated.

Model 963 Liters

Same as 962, except meter is calibrated in liters.

Model 8002 Liters

Calibrated and totalized in liters. Total measure on dial is four liters.



870

Model 870 Pints

Dial diameter 3 1/2"; inlet 1/2" NPT(f). 1000 psi maximum working pressure.

Model 871 Quarts

Calibrated and totalizes in quarts. Total measure on dial is 4 quarts.

Model 873 Liters

Calibrated and totalizes in liters. Total measure on dial is 10 liters.



857

Model 857—NEW

Calibrated in quarts. Large electronic display to 999.9.

Model 2873 Liters

Calibrated in liters. Total on dial is 4 liters.

Inline Lube Meters

Model	Totalizing	Totals	Graduation	Max. psi
857	Yes	999.9 qt.	.05 quart	1000
870	Yes	8 pints	1/4 pint	1000
871	Yes	4 quarts	1/4 quart	1000
873	Yes	10 liters	1/10 liter	1000
961	Yes	999.9 gal.	1/10 gallon	50
962	Yes	999.9 gal.	1/4 pint	1000
963	Yes	999.9 ltr.	1/10 liters	1000
964	Yes	999.9 ltr.	1/10 liters	50
2873	No	4 liters	1/10 liter	1000
8002	Yes	4 liters	1/4 quart	1000



840

Blow Guns

Model 840

- Handy thumb-button design provides ease of operation
- Brass stem and synthetic packaging for service life
- Addition of air nipple permits quick connect or disconnect
- Inlet 1/4" NPT(f); outlet 7/64" diameter



960

Model 950

- Same as 840, except with air restricter
- Nozzle inlet pressure 30 psi maximum complies with Federal Safety Regulation 50-204.8 and OSHA 1910 242.B.

Model 960

- Light-weight cast aluminum pistol grip
- Inlet 1/4" NPT(f); outlet 7/64" diameter; height 5 3/4"
- Nozzle inlet pressure 30 psi maximum complies with Federal Safety Regulation 50-204.8 and OSHA 1910 242.B.



5980

Model 940

- Same as 960 less air restricter
- When used for large cleaning requirement or chip cleaning, regulated air pressure must not exceed Federal recommended maximum.

Model 5980

- Thumb control provides comfort and ease of operation
- Inlet 1/4" NPT(f); outlet 1/8" NPT(f) outlet



5990

Model 5990 Rubber Tip for Blow Guns

- Rubber tip will not scratch surfaces.
- Fits 840, 940 and 5980 blow guns, as well as many competitive models.
- 1/8" NPT(m) threads.

Air & Water Accessories

Model 846 Water Bibb Cock

For attaching to water service hose.

- 1/4" NPT(f) inlet.
- Thumb-action trigger. Built-in strainer filters out contaminants.



846

Model 845 Water Bibb Cock

Same as 846 except inlet 3/4"-1 1/2" AN connects to standard lawn hose.


Air/Water Accessories



815



66951



11659

Model	Description	Style
815	1/4"(f) Air Coupler	Lincoln "Long Stem"
845	Inlet 3/4" -1 1/2" AN	Connects to standard lawn hose
846	1/4"(f) Water Bibb Cock	Low-pressure water
11659	1/4"(m) Air Nipple	Lincoln "Long Stem"
66951	1/4"(f) Tire Chuck	Standard tire chuck

Lincoln Regulators, Filters & Lubricators

A well-planned compressed air system ensures minimum pressure loss in the system, and the removal of contaminants: water, compressor oil, etc. An inefficient system results in higher costs per unit of compressed air, improper or erratic tool operation, shortened component life and reduced capacity. Lincoln provides individual components and combined component systems to give you the highest quality for your compressed air tool operations.

Changes in air pressure can affect the performance of air-powered equipment. Most equipment will operate beyond recommended pressure, but this causes excess torque, force and wear and wastes compressed air. Lincoln air regulators eliminate this problem by providing the consistent pressure required for each tool, ensuring maximum life and working efficiency for your pneumatic equipment.

Air filters are essential for proper performance of air powered tools, equipment and machinery. Lincoln filters are designed to minimize water vapor and contaminants in the air supply. Install a large filter in the main distribution line immediately after the compression accumulator tank. Another smaller filter should be placed inline within 20 feet of the equipment it will protect. This ensures the removal of solid particles at point of use and most condensed moisture.

Most air-operated tools, equipment and components of air systems require oil lubrication for proper function and to ensure long service life. Lincoln air line lubricators are designed to meter precise amounts of lubricant into the air supply, improving the efficiency of cylinders, valves and air motors. Lubrication is automatically provided in a nearly constant oil-to-air ratio over a wide range of air flows. Air passing through the operated device is a very fine mist that can be carried over a long distance, serving more than one tool at a time.

Miniature Units

Model 600003 Miniature Regulator

All brass construction with Buna N diaphragm. For 1/4" pipe size. Maximum supply pressure 300 psig. Reduced pressure range: 0-125 psig. Operating temperature range: -40° to 180°F. Diameter 1 3/8", height 2 3/4", weight 1/2 lb.

Model 600103 Miniature Filter

All brass construction with porous bronze filter (20 micron) element and shatter proof polycarbonate bowl. For 1/4" pipe size. Maximum supply pressure 200 psi. Maximum operating temperature 120°F. Diameter 1 9/16", height 4", weight 3/8 lb.

Model 600203 Miniature Lubricator

All brass construction with shatterproof polycarbonate bowl. For 1/4" pipe size. Maximum supply pressure 200 psi. Maximum operating temperature 120°F. Oil viscosity limitation not over 800 S.S.U. (SAE #30 not under 85°F). Diameter 1 9/16", height 4 3/8", weight 1/4 lb.

Gauges

Model 66100 Gauge

Registers pressures up to 200 psi. Dial diameter 2". 1/4" NPT(m) bottom connection. Calibrated both in psi and kg/cm².

Model 66101 Gauge


Same as 66100 except 1/8" NPT(m) bottom connection.



Model 600401 Gauge

Same as 66100 except with 1/4" NPT center back connection.

Model 66111

Same as 66100 except registers to 5000 psi.





Regulators

Die-cast zinc construction with stainless steel strainer and renewable brass seat. Diaphragm and disc are oil-resistant Buna-N. Secondary pressure side gauge connections are 1/4" NPTF and are sealed with removable pipe plugs. Maximum supply pressure is 300 psi (20 bar) for all sizes listed. Operating range 0-250 psi (0-17 bar). Operating temperature range: 40°-120°F (4°-49°C).

Model	Pipe Size inches	A in (mm)	B in (mm)	C in (mm)	D in (mm)	Weight lbs (kg)
600004	1/4	3 (75)	6 (150)	1 3/8 (35)	2 3/8 (70)	1.8 (0.8)
600006	3/8	3 (75)	6 (150)	1 3/8 (35)	2 3/8 (70)	1.8 (0.8)
600008	1/2	3 9/16 (90)	7 (175)	1 1/2 (38)	3 1/4 (79)	2.8 (1.3)
600012	3/4	4 11/16 (119)	10 (254)	1 7/8 (48)	4 3/8 (111)	6.2 (2.8)
600016	1	4 11/16 (119)	10 (254)	1 7/8 (48)	4 3/8 (111)	6.2 (2.8)

82413 Control Assembly

Includes 66100 Gauge and 600004 Regulator. Inlet and outlet 1/4" NPTF.



Filters

Construction of die-cast zinc with 40 micron filter element of porous bronze. Metal bowl with sight glass. Maximum supply pressure 250 psi (17 bar). Maximum temperature 150°F (65°C).

Model	Pipe Size inches	Capacity oz (cc)	A in (mm)	B in (mm)	C in (mm)	D in (mm)	Weight lbs (kg)
600104	1/4	5 (148)	2 15/16 (75)	5 5/8 (143)	5 1/8 (130)	2 1/2 (64)	1.8 (0.8)
600106	3/8	5 (148)	2 15/16 (75)	5 5/8 (143)	5 1/8 (130)	2 1/2 (64)	1.8 (0.8)
600108	1/2	8 (237)	3 3/4 (95)	6 1/4 (159)	5 5/8 (143)	3 1/4 (83)	2.8 (1.3)
600112	3/4	16 (473)	4 7/8 (124)	8 3/4 (222)	7 3/4 (197)	4 9/16 (116)	6.3 (2.9)
600116	1	16 (473)	4 7/8 (124)	8 3/4 (222)	7 3/4 (197)	4 9/16 (116)	6.3 (2.9)


600301 Automatic Drain Conversion Kit

Converts manual drain filter to automatic drain. Increases filter efficiency and eliminates problem of manual draining.

Lubricators

Constructed of die-cast zinc. Metal bowl with sight glass. Maximum supply pressure 250 psi (17 bar). Maximum temperature 150°F (65°C). Oil viscosity maximum not over 800 S.S.U. (SAE 30, not under 85°F/29°C).

Note: Oil adjustment may be made tamper-proof by removing "Dial Set" knob on all models. All sizes may be filled while under pressure.



Model	Pipe Size inches	Capacity oz (cc)	A in (mm)	B in (mm)	C in (mm)	D in (mm)	Weight lbs (kg)
600204	1/4	5 (148)	2 15/16 (75)	7 5/8 (194)	5 5/8 (143)	2 1/2 (64)	2.2 (1)
600206	3/8	5 (148)	2 15/16 (75)	7 5/8 (194)	5 5/8 (143)	2 1/2 (64)	2.2 (1)
600208	1/2	8 (237)	3 3/4 (95)	8 1/8 (206)	5 3/4 (146)	3 1/4 (83)	3.3 (1.5)
600212	3/4	16 (473)	4 7/8 (124)	10 1/2 (267)	7 7/8 (200)	4 9/16 (116)	4.2 (1.9)
600216	1	16 (473)	4 7/8 (124)	10 1/2 (267)	7 7/8 (200)	4 9/16 (116)	4.2 (1.9)

Lincoln's MODULAR AirCare™ Regulators, Filters and Lubricators

- Modular components snap into place for quick assembly and service
- Wide selection of sizes, styles and capacities to meet specific application requirements



Modular Air Line Filters

Model No.	Max. Air Supply psi / bar	Operating Temperature Range - F / C	Material of Construction		Element	
			Body	Bowl	Material	Particle Size
602104	250	0 to 150	Zinc	Zinc*	Sintered Polypropylene	40µ
602106		-18 to 65				
602108	17	0 to 175	Aluminum	Aluminum*		
602109		-18 to 79				

* Transparent nylon liquid level indicator lens.



Modular Air Line Regulators

Model No.	Max. Air Supply psi / bar	Operating Temperature Range - F / C	Material of Construction				Secondary (Gauge) Connections (in.)
			Body	Bonnet	Valve Seals	Bottom Plug	
602004	300	0 to 150 -18 to 65	Zinc	Acetal	Brass Nitrile	Acetal	½ NPT (F)
602005							
602006	20	0 to 175 -18 to 79	Aluminum	Aluminum			½ NPT (F)
602007							
602008							
602009							



Modular Air Line Lubricators

Model No.	Max. Air Supply psi / bar	Operating Temperature Range - F / C	Material of Construction			Recommended Lubricants
			Body	Bowl	Sight feed Dome	
602204	250	0 to 150	Zinc	Zinc*	Transp Nylon	Misting type oil 50 to 200 SSU (ISO Grade 7 to 46) at 100°F (38°C)
602206		-18 to 65				
602208	17.2	0 to 175	Aluminum	Aluminum*		
		-18 to 79				

* Transparent nylon liquid level indicator lens.



Integrated/Modular Filter/Regulator with Gauge

Can be used with other AirCare Modular Components.

Model No.	Max. Air Supply psi / bar	Operating Temperature Range - F / C	Element Particle Size	Outlet Pressure Adj. Range psi / bar
602134	250	0 to 150	40µ	5 to 150 0.3 to 10
602136		-18 to 65		
602138	17	0.3 to 10 -18 to 79		

FRL/AirCare™

AirCare Air Preparation Systems



Model No.	Drain Type	Port Size PTF	Dimensions - in. / mm				Weight lbs. / kg
			A	B	C	Dia.	
602104	Manual	¼	5.27	0.75	1.98	1.91	1.1
602106		⅜	134	19	50	48	0.5
602108	Automatic	½	6.95 / 177	1.00	3.15	2.89	1.8
602109			6.35 / 161	25	80	74	0.8

Model No.	Outlet Press. Adj. Range psi / bar	Connections NPT-Female (in.)	Dimensions - in. / mm				Adjuster	Weight lbs. / kg
			A	B	C	D		
602004	5 to 150	¼	4.0 / 102	1.31	2.0	3.2	T-Handle	0.8
602005			2.88 / 73				Knob	
602006	0.3 to 4	⅜	4.0 / 102	33	50	83	T-Handle	0.4
602007			2.88 / 73				Knob	
602008	10 to 250 0.7 to 16	½	5.95	1.69	3.15	5.1	T-Handle	1.77
602009	5 to 150 0.3 to 4		5.0				43	
			127					

Model No.	Connections NPT-Female	Bowl Capacity ozs. / ml	Dimensions - in. / mm				Weight lbs. / kg
			A	B	C	D	
602204	¼	2.0	5.27	1.63	1.98	1.91	1.1
602206	⅜	58	134	41	50	48	0.5
602208	½	7.0	6.95	2.12	3.15	2.89	1.6
		207	177	53	80	74	0.7

Model No.	Drain Type	Port Size PTF	Dimensions - in. / mm				Weight lbs. / kg
			A	B	C	D	
602134	Manual	¼	5.27	2.89	1.98	3.29	1.2
602136		⅜	134	73	50	83	0.5
602138		½	6.95 / 177	4.98 / 127	3.15 / 80	5.10 / 130	2.6 / 1.2



Modular Air Line Combination Units

Filter-Regulator with Gauge-Lubricator

Model No.	Max. Air Supply psi / bar	Operating Temperature Range - F / C	Element Particle Size	Outlet Pressure Adj. Range psi / bar	Lubricator Bowl Capacity ozs. / ml
85387-4	250 17	0 to 150	40μ	5 to 150 0.3 to 10	2.0 58 7.0 / 207
85387-6		-18 to 65			
85387-8		0 to 175 / -18 to 79			

* Transparent nylon liquid level indicator lens.



Modular Air Line Combination Units

Filter-Regulator with Gauge

Model No.	Max. Air Supply psi / bar	Operating Temperature Range - F / C	Element Particle Size	Outlet Pressure Adj. Range psi / bar
85388-4	250	0 to 150 / -18 to 65	40μ	5 to 150
85388-8	17	0 to 175 / -18 to 79		0.3 to 10

* Transparent nylon liquid level indicator lens.



Modular Air Line Combination Units

Filter-Lubricator

Model No.	Max. Air Supply psi / bar	Operating Temperature Range - F / C	Element Particle Size	Lubricator Bowl Capacity ozs. / ml
85389-8	250 / 17.2	0 to 175 / -18 to 79	40μ	7.0 / 207

* Transparent nylon liquid level indicator lens.



High-Capacity Air Line Filters

Model No.	Max. Air Supply psi / bar	Operating Temperature Range - F / C	Material of Construction		Element	
			Body	Bowl	Material	Particle Size
602112	250 17.2	0 to 175 -18 to 79	Aluminum	Aluminum* w/ Pyrex sight glass	Sintered bronze	50μ
602113						
602116						
602117						

* Pyrex liquid level indicator.

FRL/AirCare™

AirCare Air Preparation Systems




Model No.	Drain Type	Port Size PTF	Dimensions - in. / mm			Weight lbs. / kg
			A	B	C	
85387-4	Manual	¼	5.27	1.63	6.46	3.3
85387-6		⅜	134	41	164	1.5
85387-8		½	6.95 / 177	2.12 / 53	10.52 / 267	6.2 / 2.8

Model No.	Drain Type	Port Size PTF	Dimensions - in. / mm			Weight lbs. / kg
			A	B	C	
85388-4	Manual	¼	5.27 / 134	1.31 / 33	4.22 / 108	2.1 / 1.0
85388-8		½	6.95 / 177	1.69 / 43	6.84 / 174	4.2 / 2.0


Model No.	Drain Type	Port Size PTF	Dimensions - in. / mm			Weight lbs. / kg
			A	B	C	
85389-8	Manual	½	6.95 / 177	2.12 / 53	6.84 / 174	3.8 / 1.7

Model No.	Drain Type	Port Size PTF	Dimensions - in. / mm				Weight lbs. / kg	
			A	B	C	Dia.		
602112	Manual	¾	10.44 / 265	1.25	4.75	5.52	4.1	
602113	Automatic		10.06 / 256					
602116	Manual	1	10.44 / 265	32	121	140		1.9
602117	Automatic		10.06 / 256					



High-Capacity Air Line Regulators


Model No.	Max. Air Supply psi / bar	Operating Temperature Range - F / C	Material of Construction				Secondary (Gauge) Connections (in.)
			Body	Bonnet	Valve Seals	Bottom Plug	
602012	300	0 to 175	Aluminum	Aluminum	Aluminum Nitrile	Aluminum	¼ NPT (F)
602013	20	-18 to 79					
602016							



High-Capacity Air Line Lubricators

Model No.	Max. Air Supply psi / bar	Operating Temperature Range - F / C	Material of Construction			Recommended Lubricants
			Body	Bowl	Sight feed Dome	
602212	250	0 to 175	Aluminum	Aluminum*	Transp. Nylon	Misting type oil 50 to 200 SSU (ISO Grade 7 to 46) at 100°F (38°C)
602216	17.2	-18 to 79				

* Pyrex liquid level indicator.




High-Capacity Air Line Combination Units

High Capacity Filter-Regulator with Gauge-Lubricator

Model No.	Max. Air Supply psi / bar	Operating Temperature Range - F / C	Element Particle Size	Outlet Pressure Adj. Range psi / bar	Lubricator Bowl Capacity ozs. / ml
85387-12	250	0 to 175	50µ	5 to 125	32
85387-16	17	-18 to 79		0.3 to 8.6	946

* Pyrex liquid level indicator.




High-Capacity Air Line Combination Units

Filter-Regulator with Gauge

Model No.	Max. Air Supply psi / bar	Operating Temperature Range - F / C	Element Particle Size	Outlet Pressure Adj. Range psi / bar
85388-12	250 / 17	0 to 175 / -18 to 79	50µ	5 to 125 / 0.3 to 8.6

* Pyrex liquid level indicator.



High-Capacity Air Line Combination Units

Filter-Lubricator

Model No.	Max. Air Supply psi / bar	Operating Temperature Range - F / C	Element Particle Size	Lubricator Bowl Capacity ozs. / ml
85389-12	250	0 to 175	50µ	32
85389-16	17	-18 to 79		946

* Pyrex liquid level indicator.

FRL/AirCare™

AirCare Air Preparation Systems



Model No.	Outlet Press. Adj. Range psi / bar	Connections NPT-Female in.	Dimensions - in. / mm				Adjuster	Weight lbs. / kg
			A	B	C	D		
602012	10 to 250 / 0.7 to 16	¾	5.69 / 145	2.38 60	4.25 108	2.38 60	T-Handle	2.5 1.1
602013	5 to 150 / 0.3 to 10		4.71 / 120				T-Handle	
602016	10 to 250 / 0.7 to 16	1	5.69 / 145	T-Handle				

Model No.	Connections NPT-Female	Bowl Capacity ozs. / ml	Dimensions - in. / mm				Weight lbs. / kg
			A	B	C	Dia.	
602212	¾	32	10.24	2.22	4.50	5.52	3.6
602216	1	946	260	56	114	140	1.6

Model No.	Drain Type	Port Size PTF	Dimensions - in. / mm			Weight lbs. / kg
			A	B	C	
85387-12	Manual	¾	10.44	2.22	14.75	10.6
85387-16		1	265	56	375	4.8


Model No.	Drain Type	Port Size PTF	Dimensions - in. / mm				Weight lbs. / kg
			A	B	C	Dia.	
85388-12	Manual	¾	10.44	2.38	10	5.52	6.9
			265	60	254	140	3.1

Model No.	Drain Type	Port Size PTF	Dimensions - in. / mm				Weight lbs. / kg
			A	B	C	Dia.	
85389-12	Manual	¾	10.44	2.22	10.25	5.52	7.8
85389-16		1	265	56	260	140	3.5




Miniature Air Line Components—Air Line Filter

Model No.	Max. Air Supply psi / bar	Operating Temperature Range - F / C	Material of Construction		Element	
			Body	Bowl	Material	Particle Size
602103	150 / 10.3	0 to 125 / -18 to 52	Zinc	Polycarbonate	Porous Polypropylene	50μ




Miniature Air Line Components—Air Line Regulator

Model No.	Max. Air Supply psi / bar	Operating Temperature Range - F / C	Material of Construction				Secondary (Gauge) Connections-in.
			Body	Bonnet	Valve Seals	Bottom Plug	
602003	300 / 20	0 to 150 / -18 to 65	Zinc	Acetal	Brass/Nitrile	Acetal	1/8 NPT (F)



Miniature Air Line Components—Air Line Lubricator


Model No.	Max. Air Supply psi / bar	Operating Temperature Range - F / C	Material of Construction			Recommended Lubricants
			Body	Bowl	Sight feed Dome	
602203	150 / 10.3	0 to 125 / -18 to 52	Aluminum	Poly-carbonate	Transp. Nylon	Misting type oil 50 to 200 SSU (ISO Grade 7 to 46) at 100°F / 38°C



Miniature Air Line Combination Units

Filter-Regulator with Gauge-Lubricator

Model No.	Max. Air Supply psi / bar	Operating Temperature Range - F / C	Element Particle Size	Outlet Pressure Adj. Range psi / bar	Lubricator Bowl Capacity ozs. / ml
85672	150 / 10.3	0 to 150 / -18 to 65	50μ	5 to 100 / 0.3 to 6.9	1.0 / 30



Miniature Air Line Combination Units

Filter-Lubricator

Model No.	Max. Air Supply psi / bar	Operating Temperature Range - F / C	Element Particle Size	Lubricator Bowl Capacity ozs. / ml
85674	150 / 10.3	0 to 125 / -18 to 52	5μ	1.0 / 30

FRL/AirCare™

AirCare Air Preparation Systems



Model No.	Drain Type	Port Size PTF	Dimensions - in. / mm				Weight lbs. / kg
			A	B	C	Dia.	
602103	Manual	¼	3.25 / 83	0.38 / 10	1.63 / 42	1.45 / 37	0.3 / 0.12

Model No.	Outlet Press. Adj. Range psi / bar	Connections NPT-Female in.	Dimensions - in. / mm				Adjuster	Weight lbs. / kg
			A	B	C	D		
602003	5 to 100 0.3 to 6.9	¼	2.52	0.39	1.63	1.45	Knob	0.3 0.13
			64	10	41	37		

Model No.	Connections NPT-Female in.	Bowl Capacity ozs. / ml	Dimensions - in. / mm				Weight lbs. / kg
			A	B	C	Dia.	
602203	¼	1.0 / 30	3.25 / 83	1.98 / 50	1.63 / 41	1.45 / 37	0.3 / 0.13

Model No.	Drain Type	Port Size PTF	Dimensions - in. / mm				Weight lbs. / kg
			A	B	C	Dia.	
85672	Manual	¼	3.25 / 83	1.98 / 50	5.61 / 143	1.45 / 37	1.3 / 0.6

Model No.	Drain Type	Port Size PTF	Dimensions - in. / mm				Weight lbs. / kg
			A	B	C	Dia.	
85674	Manual	¼	3.25 / 83	1.98 / 50	3.66 / 93	1.45 / 37	0.9 / 0.4

**Modular Air Line Equipment Accessories—
 Lockout Valve**

Install in-line or modular with other AirCare products to help conform to OSHA Lockout Regulations. In the closed position, valves block inlet air flow and exhaust downstream air.



Model No.	For Modular use with	For In-Line use with	Max. Air Supply psi / bar	Operating Temperature Range-F / C
247770	¼" Modular	¼"	250 17	0 to 150 -20 to 65
247771	⅜" Modular	⅜"		
247772	½" Modular	½"		

**Modular Air Line Equipment Accessories—
 Quick Clamp**

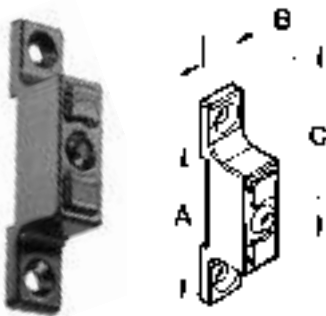
Use with Modular Air Line Components to provide modular installation capability. Flanges on the products slide into "V" grooves in the quick clamp. Two face-sealing o-rings in the quick clamp provide an air tight connection when the clamp is closed.



Model No.	For Modular Sizes	Dimensions in. / mm
247782	¼" and ⅜"	1.50 / 38
247783	½" and ¾"	2.00 / 51

**Modular Air Line Equipment Accessories—
 Quick Clamp Wall Mounting Bracket**

Use with quick clamp to provide secure mounting to a wall, machine panel or other flat surface.



Model No.	For Modular Sizes	Dimensions in. / mm		
		A	B	C
247792	¼" and ⅜"	2.32 / 59	0.55 / 14	2.91 / 74
247793	½" and ¾"	3.25 / 83	0.95 / 24	4.0 / 102

**Modular Air Line Equipment Accessories—
 Quick Mount Pipe Adapters**


Use with quick clamp to provide threaded connections to the system piping.



Model No.	For Modular use with	Port Size - in.
247787	⅜" Modular	⅜"
247789	½" and ¾" Modular	⅝"
247791		¾"

**Modular Air Line Equipment Accessories—
 Manifold Block**

Installs with quick clamps. Ports are threaded pipe to provide manifolding capability for up to three components.



Model No.	Port Size-in.	For Modular Sizes	Dimensions-in. / mm	
			A	B
247795	¾"	½" and ¾"	2.27 / 57.8	3.15 / 80



**Modular Air Line Equipment Accessories—
 Pressure Switch**

Monitors air pressure and provides an electrical signal when the pressure drops below or exceeds the preset pressure. Installs between two quick clamps. Also provides three additional ¼" auxiliary outlets.

Model No.	For Modular Sizes	Maximum Inlet Pressure psi / bar	Operating Temperature Range-F / C	Adjustment Range
247797	½" and ¾"	250 / 17	0 to 150 / -20 to 65	30 to 150 / 2 to 10



**Modular Air Line Equipment Accessories—
 Tamper Resistant Cover & Seal Wire**

Install on the adjusting knob of regulators to help prevent unauthorized adjustment of the pressure setting.

Model No.	For Modular Sizes
247778	½" and ¾"



**Modular Air Line Equipment Accessories—
 Wall Mount Bracket**

Use to secure Modular Air Line components to a wall, machine panel or other flat surface.

Model No.	For Modular Sizes
247775	¼" and ⅜"
247776	½" and ¾"



**Air Line Equipment Accessories—
 Mounting Bracket and Nut-Miniature**

Use to secure Miniature Air Line components to a wall, machine panel or other flat surface.

Model No.	Component
247774	All Regulators and Lubricators



Air Line Equipment Accessories—Pressure Gauges

Available in ⅛" NPT and ¼" NPT back connection.

Model No.	For Regulator Sizes	Gauge Dia.	Connection	Pressure Range
247843	¼" and ⅜"	1½"	⅛" NPT	0 to 160 / 0 to 11
247844	½", ¾" and 1"	2"	¼" NPT	0 to 300 / 0 to 20
247863				

Used Fluid Handling

Portable Used-Oil Gravity Drains



Choose the fluid handling equipment that fits your needs.

Traditional Drain: the traditional method for handling used fluids allows gravity to drain fluids from vehicle(s) into a portable or mobile fluid drain and then gravity allowing those fluids to drain into a used fluid storage tank.

Drain & Evacuate: instead of gravity draining fluids into a storage tank, fluids are evacuated from the fluid drain into the tank with a suction pump system.



Standard Oil Drains

Model 613

Used with 16-gallon (120 lb.) open-top drum (66493 drum not included). Convenient float gauge shows when drum is full. Includes 17" square rolling base 80895 with 2 1/2" ball bearing caster wheels and 14" drain bowl 91197 (without lid).

Order suction pick-up tube and fluid nipple Kit 247748 for easy evacuation through drum cover using a used-oil evacuation pump. Order evacuation pump 4100 and fluid coupler 244390 separately.



Model 3644

Used with 16-gallon (120 lb.) open-top drum. (66493 drum not included). Float gauge shows when drum is full. Includes 17" square rolling base 80895 with 2 1/2" caster wheels. 20" diameter drain bowl 3609 is adjustable from 42 3/4" to 70".

Pedestal-Style Oil Drain

Model 3605

Lightweight, easy to position and maneuver. Latch trigger automatically locks drain bowl at any height. Reversible for double life! Bowl cover lid hinged for splash guard extends to catch oil flowing from hard to reach drain plugs. Spring actuated valve in drain bowl to prevent leakage. Includes 82460 drain adapter bushing for draining bowl. Includes large 13 1/2", 4 1/2-gallon bowl assembly 83386.

Truck Oil Drain

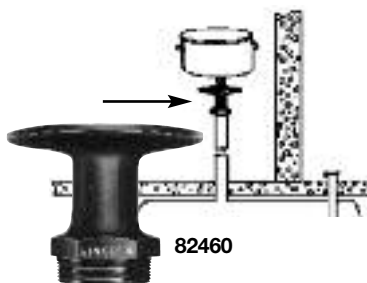
Model 84714 20-Gallon Cart

Ideal oil drain for RV, truck, heavy equipment maintenance and repair. Low profile, large 20-gallon capacity cart. 42" T-handle for easy cart positioning. Used-oil transfer by either gravity or suction evacuation. Order drain valve or suction evacuation pump and fluid couplings separately. Two stationary rear wheels and one front wheel caster with grab handle for ease of under vehicle positioning. Metal grating, two baffles and continuous side splash guards to prevent oil spillage during vehicle draining and cart movement. Maximum height is 8.65".



Model 82460 Drain Adapter

Used with 3605 to drain bowl. When bowl is set into drain adapter bushing a pin automatically releases spring loaded valve. Adapter bushing assembles to a 2" NPT used-oil tank stand pipe or screws directly into a 2" 55-gallon drum opening.



Used Fluid Handling

Portable Used-Fluid Recovery



Handling / Recovery / Accessories

Drain & Pressurize: this new concept in used fluid handling employs the benefits of the drain & evacuate system without an evacuation pump—the fluid drain is pressurized to evacuate the used fluid.



3624

Pressurized Evacuation Drains Model 3624 26-Gallon Tank

Pressurized waste oil tank and bowl made from high-strength polyethylene—no dents or corrosion. Built-in oil filter drain, tool tray and sight gauge. Very stable and easy to maneuver. Includes pop-off valve and fixed air regulator for safety. Compatible with all lubrication fluids.

Model 3614 20-Gallon Tank

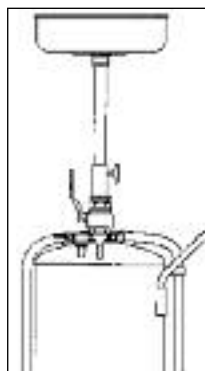
This new model simplifies the used fluid evacuation process by allowing the technician to drain, transfer and evacuate used oils with virtually no chance of spillage. Extra large 18-inch offset bowl easily catches fluid without repositioning the tank. Telescopic (44 to 72 inch range) bowl height adjustment allows for greater flexibility. Low profile design is extremely stable and easy to maneuver. Large 20-gallon (75 L) capacity averages 15-20 vehicles before tank evacuation. Special valve design allows evacuation with bowl set at any height.

Closed-Loop Pressurized Evacuation Drains

Drain & Pressurize (Closed-loop): the newest Lincoln used fluid handling concept takes the standard drain and pressurized system to a new level by eliminating used fluid spills while evacuating the mobile drain unit.

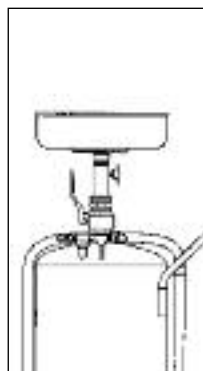


3614



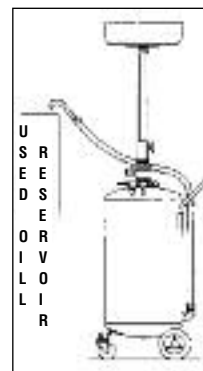
To Drain Oil

With valve fully open, (valve handle in vertical position), raise drain bowl to desired height and lock in place. Drain oil into bowl/tank assembly.



To Transport Tank

With valve fully open, (valve handle in vertical position), lower drain bowl to desired height. Always use the tank handle to transport the tank assembly.



To Evacuate Oil

Raise drain bowl and lock in place (valve handle in horizontal position) and place nozzle securely into collection reservoir. Connect air inlet nipple and discharge oil. Disconnect air supply when oil is no longer discharging into reservoir.

Used Fluid Handling

Gravity Used-Oil Drains—Suction and Accessories



3608

Drain Bowls **Model 3608**

Large 20" bowl used on 3643 or to update an existing 3613 to a 20" drain bowl.

Model 3609

Large 20" bowl used on 3644 or to update an existing 613 to a 20" drain bowl.

Model 91197

Standard 14" bowl used on 613 and 3613 used-oil drains.

Model 82786

Same as 91197 but includes lid.

Model 83386

Standard 13 1/2" bowl used on 3605 used-oil drains. Large 4 1/2-gallon capacity.



82786



83386

Funnel & Drain Adapters

Model 3610

24 1/2" diameter. Use when larger draining area is required. 3610 molded plastic drain pan rests securely on top of used-oil drains. Can be used with pedestal or portable drain devices with 6" or larger drain.

Model 275296

Funnel assembly for use with 3614.

Model 70526 Drain Spigot

Used fluid drain valve for use with 613. 1/2" NPT(m) connection.



3610



275296

Suction Guns

Model 615

Holds up to 18 ounces of fluid. Flexible nozzle for transmission, differential or oil filter service. Precision follower fitted to barrel for superior suction and is impervious to oil, grease and water. Finished in rust-resistant, powder coated blue paint.



615

Fluid Evacuators

These portable units are designed for convenient evacuation of fluids from virtually any type of reservoir or tank. With capacities ranging from 1.9 quarts (1.8 liters) up to 2.3 gallons (8.8 liters), they are perfect for draining coolants from machinery, or for use when changing fluids (oil, lubricants, hydraulic fluids, etc.) on motorized equipment.


Model 07300 Pneumatovac

The larger capacity model 07300 fluid evacuator holds up to 2.3 gallons (8.8 liters) of fluid. It uses standard compressed shop-air and a powerful venturi vacuum to quickly and conveniently evacuate reservoirs with no manual effort.

Capacity: 2.3 gallons (8.8 liters)

Weight: 7.5 lbs. (3.4 kg)

Size: 25.6" (650mm) tall x 13" (330mm) wide x 9.5" (240mm) deep



Model 07400 Fluid Evacuator

The model 07400 fluid evacuator is a manually operated unit that requires no electricity or compressed air. The unit is extremely lightweight, and features durable, chemical resistant construction, a large stable base and three evacuation tubes with adapters.

Capacity: 1.9 gallons (7.3 liters)

Weight: 5.5 lbs. (2.5 kg)

Size: 25" (725mm) tall x 7.5" (190mm) diameter



Model 07201 Fluid Evacuator Plus

The Fluid Evacuator Plus has a reversing valve that allows the unit to be used for evacuating or dispensing fluids. It has a large 2.3-gallon (8.8) liter reservoir, and operates without electricity or compressed air. The unit features durable, chemical resistant construction, a large stable base, and three evacuation tubes with adapters.

Capacity: 2.3 gallons (8.8 liters)

Weight: 10 lbs. (4.5 kg)

Size: 25.6" (650mm) tall x 13" (330mm) wide x 9.5" (240mm) deep



Used Fluid Handling

Gravity Drains—Accessories and Kits



237105


Evacuation Coupler & Nipple Kit

Model 237105 Suction Hose

For use in high-volume transfer and evacuation systems, 1" NPT(m) threads x 7'.

Model 247748 Suction Kit

Used with standard 613. Complete with suction tube, drum cover bushing and fluid nipple. *NOTE: Older mobile used fluid units may require drum cover modification.*



247748

Fluid Couplers & Nipples

Model 241408 Coupler

Model 241409 Nipple

For use in high-volume transfer applications, both models have 1" NPT(f) threads.

Model 244390 Coupler

Model 244391 Nipple

For use in volume transfer and evacuation systems, both models have 3/4" NPT(f) threads.

Coupler & Nipple Kit

Model 68887

Includes 68887-1 plug and 68887-2 socket. Automatically seals off both ends of lubricant or hydraulic line. Plug and socket 1/2" NPT(f).



241408

241409

Drum / Base / Dollys

Model 66493 120 lb. Drum

16-gallon (120 lb.) drum with 3/4" NPT(f) threaded hole near bottom/side of drum for drain valve or spigot (70526 – sold separately).



66493

Model 80895 Base

Standard roll-a-round caster base used on 613 and 3644. For use with 16-gallon (120 lb.) refinery containers. Complete with four swivel casters and drum clamps.



80895

Model 84192 Band Dolly

For use with 16-gallon (120 lb.) refinery containers. Complete with four swivel casters and drum band clamp. Maximum O.D. is 14"

Model 84377 Band Dolly

For use with 55-gallon (400 lb.) refinery containers. Complete with four hard rubber 2 1/2" x 1" swivel casters and "X" bracket base.



84377



84192

Used Fluid Handling

Installed Fluid Evacuation & Disposal Systems



Don't waste valuable time waiting on gravity to empty waste oil drains. Lincoln installed systems provide the fast, profitable, safe way to get rid of waste oils and other fluids when gravity draining is not possible or practical. Quickly pump out fluids from rolling drain pans, portable oil drains, differentials and transaxles.

Basic Fluid Evacuation Pumping System

Lincoln's Basic Fluid Evacuation and Disposal System features a 1" U.L. Listed corrosion-resistant aluminum double-diaphragm pump that creates a powerful suction to drain used fluids quickly, and transfers them through a completely enclosed system to any type of remote storage tank. Provides clean, safe disposal of waste fluids with no drips, no spills. Pump is air-operated and can be easily mounted on any convenient wall surface. One basic system can serve multiple bays with the addition of hardware.



4100

Model 4100

Includes rugged, heavy-duty, 1" U.L. Listed air-operated double diaphragm self-priming pump 85634, 1" x 5' fluid hose 237105, 3' air hose 72036, airline filter 600104, lubricator 600204, regulator 600004, 3/4" x 5' fluid inlet hose 68620 and other air couplings for easy outlet installation.


Note: Include (1) 241408 coupler and (1) 241409 nipple per receiver



4105

Model 4105 Portable Drain Adapter Kit

Includes 1" x 7' suction hose 237105, quick disconnect coupler 241408, nipple 241409 and mounting hardware for hookup to side port of 16-gal. drum 66493 or truck oil drain 84714.



4110

Model 4110 Differential & Transaxle Kit

Includes suction hose, fittings and two interchangeable wands for all vehicle makes and models that allow you to drain fluids through plug openings.



84700

Model 84700 Rolling Drain Pan

Designed for pit installation, 30-gallon capacity 84700 features quarter-turn ball valve drain on front or back of unit for multiple drain hook-up 1 1/2" NPT. Infinite-adjustable axles fits pits 36" to 49 1/2" wide. Polyurethane wheels for smooth, quiet operation, dust cap, chain and splash guard assemblies included.



84817

Model 92572 Splash Guard Assembly

Included with 84700 drain pan. Mounts to either side to deflect oil from side draining engine oil pans.

Model 85255 Wall Mount Bracket

Wall mount bracket for 1/4" to 1/2" air-operated diaphragm pumps

Model 84817 Wall Mount Bracket

Wall mount bracket for 1/2" to 2" air-operated diaphragm pumps

Used Fluid Overfill Warning Valves

Float rises with used fluid to activate "whistle" warning at prescribed level.



84815

Model 84815 Single Wall

For single wall tanks & drums in used fluid systems and above ground tanks.

Model 84824 Double Wall

Same as 84815 except for double walled tanks and above ground tanks.

Model 84816 4-Way Valve

Four port, two position valve used in waste fluid systems. Enables one pump to pump into and out of drum or tank.



84816

Portable Equipment

High-Pressure Heavy-Duty Grease Pumps



917

Series 20 • 50:1 • Air-Operated • Double Acting

The following models contain Lincoln's high-pressure Series 20 grease pumps.

Model 917 120 lb. Drum

Will dispense 45 ounces or 80 cubic inches of NLGI 0-2 grease per minute at 150 psi. Assures positive prime at lowest temperature. Drum cover 46007 finished in Lincoln red; roll-a-round base 80895 base in black; air motor cover in white. Height 43¹/₈". Base 17" square. Drum not included.

Model 917-57 120 lb. Drum

Same as 917 without roll-a-round base.

Model 346P 120 lb. Drum

Same as 917 except with 674 hand truck which provides convenient transportation for unit. Hand truck has two semi-pneumatic disc wheels and screw-type clamp which locks unit to truck. Drum not included.



346P

Model 987 25-50 lb. Pail/60 lb. Bulk

For 25-30 lb. refinery containers or 60 lb. bulk. Gasket and air vent in lid assembly makes unit completely dust-proof, leak-proof and spill-proof. Ideal for use in all types of weather; container rust-proofed and finished in Lincoln red. Height 31³/₄"; inside diameter of container 12¹/₂".



987

Model 989 25-50 lb. Drum

Steel cover has three thumb screws to clamp securely to any original 25-50 lb. refinery container. Carrying handle provides easy portability. Follower plate assures positive prime at lowest temperatures. Cover rust-proofed and finished in Lincoln red. Bucket not included.

Follower Plates

Model 84775

Deluxe universal follower for use with 25-50 lb. containers for 1", 1¹/₄", 1¹/₂" diameter pump tubes. All rubber unit ensures complete grease dispensing to the bottom of dented or plastic lined drums; wipes pail or drum clean. Metal cap holds insert firmly in place, ensuring seal and maintaining vacuum.

Model 84780

Same as 84775 except for use with 120 lb. containers for 1", 1¹/₄", 2¹/₈" diameter pump tubes. Used with Series 20 and 40 air-operated grease pumps.



989



84775

Heavy-Duty Portable Grease Pump Assemblies

Model	Bare	Drum Cover	Base	Delivery Kit	Follower Plate	Drum Size
917	82050	46007	80895	*	84780	120 lb.
917-57	82050	46007	NA	*	84780	120 lb.
346P	82050	46007	674	*	84780	120 lb.
987	83513	90656	NA	*	not supplied**	25-50 lb.
989	82716	91499	NA	*	84775	25-50 lb.

*Delivery kits for all units include: 75084 high-pressure hose, 11659 nipple, 740 control valve, 815 air coupler, 82399 straight swivel and 81387 universal swivel.

**Follower plate recommended to assure positive prime at lowest temperatures. Must be ordered separately. See page 8 for details.

NOTE: Free delivery 80 cu. in. per min.

Manual Bucket Pumps

These quality-built Lincoln bucket pumps dispense high-pressure lubrication in any weather—even at 0°F. Select from pump units developing 2500 to 5000 psi for normal lubrication service or lubrication of trac-roll bearings.

Model 1292 Grease Pump

Unit clamps on any 25-50 lb. refinery container in 60 seconds. Includes flexible follower. Dimensions: 21 1/2"h. x 12 1/4"w. Tube size 1 1/4".

Model 1272

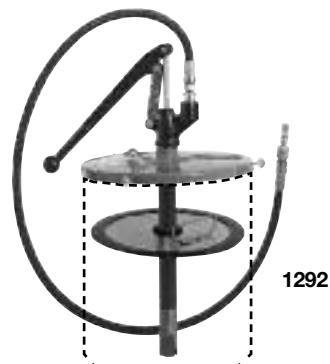
Large 30 lb. lubricant capacity with easy pumping action, develops a 3500 lb. maximum pressure to lubricate the most closely fitted bearings. Automatic pressure release prevents nozzle drippage, waste and mess. Pump and lid assembly easily removed as a single unit for filling. Order 7' hose and coupler assembly (81768) separately. Dimensions: 28"h x 14"w x 9"dia.

NOTE: Models 1272 and 81768 make up former model 1273D.

Model 1275

All purpose pump dispenses both lubricants and greases. Especially useful for lubrication of trac-roller bearings. Handle slot pin switches for high pressure 5000 psi or low pressure 2000 psi delivery. 40 lb. capacity steel container filled through pivot cover opening in lid. May also be used for fast, clean refilling of transmissions, differentials, gear cases and final drives. Order 5' hose (79060) and coupler (80933) separately. Dimensions: 23 1/2"h x 11 3/8"w x 14 5/8" long.

NOTE: Models 1275 and 81168 make up former model 1276.



1292



1272
shown with
optional hose



1275
shown with
optional
hose and
coupler
assembly

WARNING
For safe and proper use, always consult instructions accompanying product. See Safety Warning Information for appropriate warnings.

Manual Grease Pumps

Model	Cont. Size	Max. Pressure	Coupler Acces.	Hose	Follower	Output
FOR USE WITH ORIGINAL REFINERY CONTAINERS—SUPPLIED W/BUCKET COVER ASSEMBLY						
1292	25-50 lb.	2500 psi	5852	5 ft. 79060	91695	.303/stroke ¹
SELF-CONTAINED MODELS						
1275	40 lb. bulk	5000 psi	80933	none	not supplied	.37 oz. stroke high ²
1272	30 lb. bulk	3500 psi	81768			.95 oz. stroke low

¹Using no. 1 multi-purpose grease at 80°F

²Using no. 1 cup grease at 70°F

Filler Pumps—Portable & Stationary

- Fast (less than a minute), positive gun refilling with simple pumping action
- Filler socket assembly eliminates mess, waste and air pockets

Model 1296 Clamp-On Carry

Clamps to any original 25-50 lb. refinery container. Handles medium and light lubricants in any weather. Includes pump, filler socket, flexible follower plate and ribbed steel drum cover. Rust resistant. Tube size 1 1/2".

Model 500L Stationary 120 lb. Drum

For use with original refinery drums with maximum head diameter of 14 9/16" and overall height of 26 5/8". Handles all high-pressure lubricants. Includes pump, filler socket and drum cover with one set of adjusting screws to accommodate variations in drum diameter. Red enamel finish; pump head and handle in black. Delivers 1 oz. per stroke.

Filler pumps

Model	Container Size	Follower Plate	Filler Socket**	Dimensions
1296	25-50 lb.	274790	274712	20"h x 12 1/4"w
500L	120 lb.	none*	80133	26 5/8"h x 14 9/16" dia.

* For pumping extra heavy lubricants, order follower plate 84780 for 500 pump.

**Requires 91108 filler nipple



1296

500L

Value Series 40:1 Single Acting Grease Pumps

Features and Benefits

- Professional quality lubrication at an affordable price
- High-pressure
- Portable medium- to light-duty chassis lubrication
- Proven valved piston design
- Simple grease plunger/bushing
- Control valve and universal swivel
- Easy, one-hand operation
- Built for durability and reliability



Model 4417 for 120 lb. Drums

Includes 40:1 value series pump, drum cover, high-pressure control valve, universal swivel, coupler, 7' connecting hose, follower plate and band dolly.

Model 4459 for 25-50 lb. Pail

Includes 40:1 value series pump, pail cover, handle, high-pressure control valve, universal swivel, coupler, 7' connecting hose, follower plate and band dolly.



Model 4489 for 25-50 lb. Pail

Same as 4459 except without band dolly.

Pump Models

	Model 4417	Model 4459	Model 4489
Container Size	120 lb.	25-50 lb.	
Four Wheel Caster Dolly	Yes		No
Delivery Kit	High-Pressure Grease Control Valve and Coupler, Universal Swivel, 7' Connecting Hose		
Ratio	40:1		
Air Motor Effective Diameter	2" / 52 mm		
Air Inlet Connection	1/4" NPTF (female)		
Lube Outlet	SAE-6 O-Ring Port		
Volume Output/Minute	5 in ³ / 82 cm ³		
Maximum Air Pressure	100 psi / 10.34 bar		
Minimum Air Pressure	40 psi / 2.75 bar		
Maximum Grease Output Pressure	6000 psi / 413 bar		
Flexible Follower	Included with all models		

Recommended Accessories

Air Line controls are a must for safe and effective pump operation.




Model No.	Description
815	1/4" Air Coupler
11659	1/4" Air Nipple
602003	1/4" Miniature Air Regulator
247843	Air Line Pressure Gauge
10462	1/4" Pipe Nipple for Regulator attachment

Portable Equipment

High-Pressure Grease Pump Accessories



PORTABLE EQUIPMENT



Delivery Hose Assemblies for Bucket Pumps

2250 psi maximum operating pressure

Model	Length	Swivel	Coupler Extension
FOR CONTACTING HYDRAULIC FITTINGS			
81768	7'	80924	5834
FOR CONTACTING STANDARD BUTTON-HEAD FITTINGS			
81673	7'	80924	81458
FOR CONTACTING LARGE BUTTON-HEAD FITTINGS			
81168	7'	80924	80933



Model 80133 Filler Socket Assembly

Convert guns and pumps for fast, convenient, economical loading. For attaching filler pumps other than Lincoln models; 3/8" NPT(f).

Drum Covers

Model 46007

Drum cover for 120 lb. or 16-gallon open top refinery containers for all series 20, 25 and 40 pumps.

Model 81523

Drum cover for 400 lb. or 55-gallon open top refinery containers for all series 20, 25 and 40 pumps.

Drum Dollies

Model 84191 25-50 lb. Band Dolly

Band-type dolly for any original 25-50 lb. refinery containers; caster 66060.

Model 84192 120 lb. Band Dolly

Band-type dolly for use with 120 lb. refinery containers; caster 66060.

Model 84377 Drum Dolly

Use with any 400 lb. drum. ID 23 1/4", height 5 1/4", hard rubber wheels: 1" wide, 2 1/2" dia.

Model 674 Hand Truck

All steel, rugged construction with 6" dia. wheels. Finished in Lincoln red. 41" high x 15" wide. For use with an 120 lb. or 16-gallon drum.

Model 80895 Roll-A-Round Base

Use with 120 lb. refinery containers. Four ball-bearing swivel casters and screw clamps.

Accessories

Model 66060 2 1/2" Caster for Roll-A-Round Base Units

Standard equipment on Lincoln drum and band dollies.

Model 84941

Eye bolt kit for all series 20, 25 and 40 pumps, makes drum changing easy. Two part kit screws directly onto pump for lifting with pump elevator.

Model 84942 Flange Mount Kit

For mounting Series 24 and 40 oil pumps to custom made tanks/lube trucks.

Model 80202 Volume Elbow

For use in stationary installations with high-pressure Lubriguns. 1/4" NPT(m) inlet; 1/4" NPT(f) outlet.



Medium-Pressure • Gear Lube and ATF Air-Operated Mobile Gear Lube Dispensers

Fast, clean refilling using efficient Lincoln air-operated pumps.

- 3:1 (2435) and 5:1 (2535) pump ratios delivers gear oil with minimum consumption.
- Air expeller built into pump tube prevents air from registering through meter.
- Large replaceable swivel casters provide ease of maneuverability (mobile models).
- Baked on enamel finish retards rust and corrosion.
- Includes air coupler 815 and 780 shut-off valves. Drum not included.




2535

Manual Gear Lube Dispensers

These quality manually operated pumps provide fast, clean refilling of differentials, gear cases and final drives.

- Cast iron pump outlet body and handle (except 1293) provide durability and longevity.
- Metered models have air expeller built into pump tube (prevents air from registering on meter).
- Large replaceable swivel casters provide ease of maneuverability (mobile models).
- Baked enamel finish helps prevent rust and corrosion.
- Self-contained units and sealed models prevent contamination or spillage of product being dispensed.
- Smooth, easy pumping action (no crank or gears) dispenses all types of gear lubricants, even in the coldest weather.



535

ATF Dispensers

Provides fast, clean refilling of all types of transmissions. Ideal for passenger vehicles, light trucks and vans.

- Cast iron pump outlet body and handle provide durability and longevity.
- Air expeller built into pump tube prevents air from registering through meter.
- Large replaceable swivel casters provide ease of maneuverability (mobile models).
- Baked-on enamel finish retards rust and corrosion.
- Smooth, easy pumping action for positive fluid dispensing, even in the coldest weather.



1253

WARNING

For safe and proper use of pumps, always consult instructions accompanying product. See **Safety Warning Information** for appropriate warnings.



1254



1293

82757



527

Portable Equipment

Medium-Pressure Fluid Pumps



PORTABLE EQUIPMENT

Air-Operated Mobile Gear Lube Dispensers

Model	Container	Meters	Style	Base	Hose Length	Pump Tube	Nozzle	Output
2435	120 lb.	870 (pint)	Drum cover	80895 roll-a-round	5 ft. (73060)	25 ³ / ₄ "	780	6 gpm
2535	120 lb.	870 (pint)	Drum cover	80895 roll-a-round	5 ft. (73060)	25 ³ / ₄ "	780	6 gpm
2435LN	120 lb.	2873 (liter)	Drum cover	80895 roll-a-round	5 ft. (73060)	25 ³ / ₄ "	780	6 gpm

Manual Gear Lube Dispensers

535	120 lb.	(pints)	15" ID drum cover	80895 roll-a-round	5 ft. (74560)	25 ³ / ₄ "	80599	*
535LN	120 lb.	2873 (liters)	15" ID drum cover	80895 roll-a-round	5 ft. (74560)	25 ³ / ₄ "	80599	*
535-58	120 lb.	(pints)	15" ID drum cover	none	5 ft. (74560)	25 ³ / ₄ "	80599	*
549	120 lb.	none	15" ID drum cover	80895 roll-a-round	5 ft. (74560)	25 ³ / ₄ "	80599	*
549-58	120 lb.	none	15" ID drum cover	none	5 ft. (74560)	25 ³ / ₄ "	80599	*
1253	30 lb. bulk	(pints)	self cont. handle	Int. 9"dia / 13 ³ / ₄ "w	5 ft. (74560)	17" below rim	80599	*
1253LN	30 lb. bulk	2873 (liters)	self cont. handle	Int. 9"dia / 13 ³ / ₄ "w	5 ft. (74560)	17" below rim	80599	*
1254	30 lb. bulk	none	self cont. handle	Int. 9"dia / 13 ³ / ₄ "w	5 ft. (74560)	13" below rim	80599	*
1293	30 lb. bulk	none	12" ID clamp-on carry	none	5 ft. (74560)	13" below rim	80999	**

Model 82757 Hose/Nozzle Kit

Hose and nozzle upgrade kit for model 1293. Includes 80999 nozzle assembly and 5' 74560 hose. Order separately.

ATF Dispensers

527	120 lb.	none	15" ID drum cover	80895 roll-a-round	7 ft. (91265)	25 ³ / ₄ " below rim	93547	***
527A	120 lb.	(quarts)	15" ID drum cover	80895 roll-a-round	7 ft. (91265)	25 ³ / ₄ " below rim	93547	***

* 1 pt. per 7 strokes using SAE 90 Gear Lubricator at 70°F

** 1 oz. per stroke using SAE 90 at 70°F

*** 8 strokes per quart



Model 674 Hand Truck

All steel, rugged construction with 6" dia. wheels. Finished in Lincoln red. 41" high x 15" wide. For use with an 120 lb. or 16-gallon drum.

Model 80895 Roll-A-Round Base

Use with 120 lb. refinery containers. Four ball bearing swivel casters and screw clamps. Included with models listed above.



Hand-Held Lubrication

PowerLuber® Grease Guns



Professional Two-Speed 14.4-Volt Cordless Grease Gun

For years, Lincoln's PowerLuber has been the favorite of technicians, mechanics, maintenance crews, farmers and others for almost every lubrication and preventative maintenance task imaginable, from the automotive, trucking and fleet industries to everyday applications in agriculture, construction and industry.

Now, we've made the best even better. PowerLuber's versatile two-speed design gives it the capability of two powerful tools in one. At the touch of a button, it can deliver high volumes of lubricant (8.5 oz. per minute) at medium pressure or a concentrated stream at high pressure (7500 psi working pressure). We've also added a built-in stroke indicator to make it easy to measure total output.

Even with all that power, the long-lasting, high amperage 14.4 volt battery lets you work longer between recharges. When you do need to recharge, our high-tech "Smart" Charger does it in less than one hour. The "Smart" Charger even recognizes battery condition when not in use, and keeps your battery ready to go.

The 14.4 V PowerLuber's balanced design and padded grip make this tool comfortable and easy to use.



PowerLuber 14.4 Features

- Powerful 14.4 volt high-torque motor
 - 7,500 psi working output pressure
 - 8.5 oz/min. grease output @ 1,000 psi
- Machined and hardened piston
- Slotted powerhead accepts shoulder strap (strap sold separately)
- Includes combination air bleeder/filler valve
- Accessibility allows for easy cleaning from contaminated grease without gun disassembly
- Plated steel barrel with exclusive flip-over follower
- One-hour "smart" charger
 - up to eight grease cartridges dispensed per charge under free-flow test conditions
- High-capacity NiCad 14.4-volt battery
- 30" high-pressure hose with spring guard and coupler

Model 1442

Packed in a heavy-duty compact case molded from impact- and stain-resistant plastic, Model 1442 comes complete with the 14.4 V PowerLuber and battery, a 110 Volt one-hour "Smart" Charger (Model 1410), and a 30" flex hose with spring guard (Model 1230).

Model 1444

Includes the same contents as Model 1442 plus a second 14.4-volt NiCad rechargeable battery (Model 1401) for uninterrupted lube application.





1242

Model 1242

The standard PowerLuber 1242 comes outfitted with a heavy-duty carrying case. Comes complete with:

- 110-volt fast charger (model 1210)
- 12-volt NiCad rechargeable battery (model 1201)
- 30" flex hose with spring guard (model 1230)



1240

Model 1244

Top of the line. Includes second 12-volt rechargeable battery 1201 for uninterrupted lube application.

Model 1240

Economy packed without carrying case. Includes one 12-volt rechargeable battery 1201 and battery charger 1210.

Model 1200

PowerLuber and battery only.



1401



1201

PowerLuber Accessories Batteries

High quality NiCad rechargeable PowerLuber batteries. **Model 1401** (14.4v), **Model 1201** (12.0v), **Model 1203** (7.2v), **Model 1227** (3.6v).

Whip Hoses

Attach to PowerLuber with 7/16" UNEF fitting, 1/8" NPT(m) outlet. Working pressure 7500 psi (517 bar). **Model 1218** (18"), **1224** (24"), **1230** (30") and **1236** (36").



1410

Chargers

Model 1410

"Smart" charger recharges batteries in less than one hour and recognizes battery condition when not in use. For use with Model 1442 and 1444. **Model 1210**—110-volt one-hour fast charger for use with battery pack 1201. 6 ft. cord; UL/ULC listed. Also Model 1211 for 7.2-volt PowerLuber.

Model 1215

12-volt to 12-volt DC field charger for use with battery pack 1201 (plugs into cigarette lighter). **Model 1215A** allows use of both 12-volt and 24-volt DC input.

Model 1415A

14.4-volt DC field charger. Allows use of both 12-volt and 24-volt DC input.

Model 1414

Shoulder strap for hands-free movement from job to job.



1210



1215




1414

Hand-Held Lubrication

Heavy-Duty & Air-Operated Grease Guns



Lincoln heavy-duty grease guns incorporate the same unique features as Model 1142 on page 89.



Air-Operated

Model 1162 PowerLuber®

- Fully automatic, pneumatic grease gun with variable-speed trigger
- Outstanding performance, durability and grease flow
- Patented anti-cavitation pump
- 6000 psi greasing capability
- Air operating range 40-150 psi
- Accessible check valve for easy clean out
- Includes advanced vent valve with filler nipple
- 30" high-pressure hose
- Low operational noise

Dual Pressure

Model 1013 and 1145

- High or low pressure for light- or heavy-duty greasing action
- Full pressure on short strokes for heavy greasing in tight places; develops full pressure with just 1/4" stroke
- Extension swivels 360° for hard-to-reach fittings.
- Plated barrel, head and handle
- Handy three-way loading: cartridge, filler pump or bulk
- Grease resistant rubber handle grip for positive pumping action

Precision High-Pressure and Volume

Model 1035 & 1037

- Exclusive toggle mechanism design uses compound leverage for high-pressure pumping with little effort
- Rust resistant plated gun barrel and handle, black enamel head.
- Equipped with filler nipple for fast refill from Lincoln filler pump
- 21 oz. bulk capacity for heavy-duty greasing applications

Load Pin in Rear Position for High-Output Delivery

With handle in REAR (lo) shift position, grease is delivered at low pressure (maximum 6000 psi) with strokes from 1/4" to 12". Output 1 ounce per 18 full strokes.

Load Pin in Front Position for High-Pressure Delivery

With handle in FRONT (hi) shift position, grease is delivered at high pressure (maximum 7000 psi) with strokes from 1/4" to 9". Output 1 ounce per 33 full strokes.

Dual-Pressure

Model	Lube Capacity	Extension	Length	Max. Pressure
1013	16oz. Bulk/14.5oz. Cartridge	6" & hydraulic coupler	22 7/8"	7000/4000 psi
1145	21oz. Bulk/14.5oz. Cartridge	5834 6" & hydraulic coupler	25 1/4"	7000/4000 psi

Specifications: Output at **low pressure** 1oz. per 18 strokes; at **high pressure** 1 oz. per 33 strokes using No. 1 cup grease at 70°F. Barrel diameter 2 1/4".

High-Pressure

Model	Lube Capacity	Extension	Length	Max. Pressure
1035	21oz. bulk/14.5oz. cartridge	5834 6" & heavy-duty coupler	27 1/4"	7000 psi

Specifications: Lubricant output 1 oz. per 25 strokes using No. 1 cup grease at 70°F. Barrel diameter 2 1/4".

Volume

Model	Lube Capacity	Extension	Length	Max. Pressure
1037	21oz. bulk/14.5oz. cartridge	5834 6" & hydraulic coupler	27 1/4"	3000 psi

Specifications: Lubricant output 1 oz. per 9 strokes using No. 1 cup grease at 70°F. Barrel diameter 2 1/4".

Hand-Held Lubrication

Grease Guns



1142

Lincoln. . . the brand the pros demand for quality lubrication tools

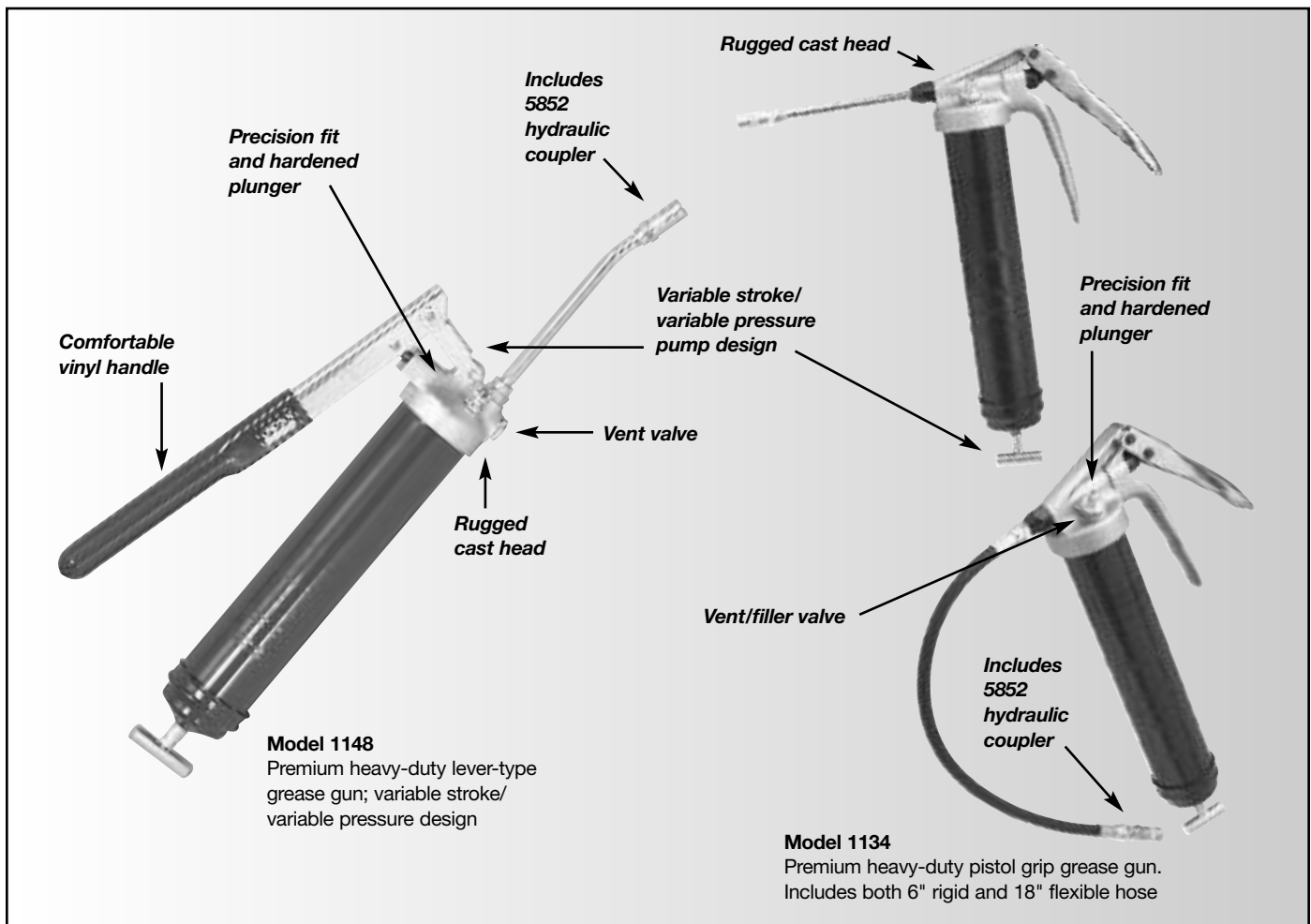
For over 90 years the industry has recognized Lincoln as the leader in professional lubrication tools.

Professional automotive, agricultural and industrial mechanics depend on Lincoln tools for their livelihood. Lincoln tools offer a lifetime of performance and are backed by the most comprehensive warranty in the industry.

Lincoln hand-held grease guns offer:


- Rugged cast pump head for strength and durability.
- Jam-proof toggle mechanism prevents binding or accidental bending of plunger.
- Exclusive "Flip-Over" follower allows a superior seal for either cartridge or bulk loading applications. Tough, resilient and impervious to lubricant.
- Extra-heavy follower spring insures positive priming and uninterrupted pumping action.
- Accessible check valve allows easy cleaning without gun disassembly.
- Precision fit and hardened plunger prevents lubricant bypass, resists scoring for longer life.
- Follower rod locks into follower to force prime.

HAND-HELD LUBRICATION



Hand-Held Lubrication

Lever & Pistol Grip Grease Guns



Heavy-Duty Lever Type

Model 1142

First choice of professionals everywhere.

Model 1148

Same as 1142, with handle grip and vent valve for purging air from gun. Two-way filling, suction and cartridge. Variable stroke/variable pressure: short stroke-high pressure; long stroke-high volume.

Model 1147

Same as 1142 with 18" whip hose and coupler; flip-over follower set for cartridge use.

Model 1151

Same as 1142 but holds 21 ounces bulk; flip-over follower set for bulk loading.



Heavy-Duty Pistol Grip Type

Model 1132

Fast, one-hand operation with similar features and benefits of Lincoln lever type grease guns. Includes 5" extension with coupler.

Model 1133

Same as 1132 with 18" whip hose and coupler.

Model 1134

Extra-heavy-duty pistol grip grease gun. Cast head design. Jam proof handle return mechanism. Develops up to 7500 psi. Includes both 18" whip hose with coupler and 6" rigid tube. Variable stroke/pressure design.



Grease Guns Lever Type

Model	Lube Capacity	Extension	Length
1142*	16oz. Bulk/14.5oz. Cartridge	5853 6" & 5852 coupler	21 ³ / ₄ "
1148*	16oz. Bulk/14.5oz. Cartridge	5853 6" & 5852 coupler	21 ³ / ₄ "
1147*	16oz. Bulk/14.5oz. Cartridge	71518 18" Hose & 5852 coupler	21 ³ / ₄ "
1151**	21oz. Bulk/14.5oz. Cartridge	5853 6" & 5852 coupler	24 ¹ / ₂ "

Specifications: Output 1oz. per 33 strokes using No. 1 grease at 70°F. Barrel diameter 2¹/₄"
 *Follower set for cartridge use. **Follower set for bulk loading.

Grease Guns Pistol Grip

Model	Lube Capacity	Extension	Length
1133*	16oz. Bulk/14.5oz. Cartridge	71518 18" Flex Hose & 5852 coupler	15 ¹ / ₂ "
1132*	16oz. Bulk/14.5oz. Cartridge	6" Straight Pipe & 5852 coupler	15 ¹ / ₂ "
1134*	16oz. Bulk/14.5oz. Cartridge	18" Flex Hose, 6" Straight Pipe & Coupler	15 ¹ / ₂ "

Specifications: Output 1oz. per 33 strokes using No. 1 grease at 70°F. Barrel diameter 2¹/₄"
 *Follower set for cartridge use.

82760



91108




Model 91108 Filler Nipple

Enables hand guns to be loaded using filler pump method. Includes ball check; 1/8" NPT(m).

Model 82760 Grease Gun Holder

Can be mounted to almost any surface. Holds grease guns and suction guns with 2 1/4" OD barrel. Holds guns until ready to use.



5852

Hydraulic Couplers

Model 5852

- 6000 psi maximum operating pressure.
- For all hydraulic type grease fittings.
- Small outside diameter permits easy contact with recessed fittings.
- Replaceable hardened steel jaws.
- Built-in ball check prevents leak and lubricant backup.
- Inlet 1/8" NPT(f).



Hydraulic Coupler Displays

Hydraulic Coupler Displays

Model 5852

One hydraulic coupler in a resealable clamshell.

Model 5852-2

Two hydraulic couplers in the same clamshell as the 5852.

Model 5852-5

Contains five couplers; reduces cost per unit.

Model 5852-54

Contains 54 couplers in a displayable box; best value.

Model 5845 Heavy-Duty


- 7500 psi maximum operating pressure.
- 1 1/16" Hex
- Inlet 1/8" NPT



5845

Model 5848 Adapter

- 7000 psi maximum operating pressure.
- Built-in swivel allows full 360° circle.
- Locks in any one of eight 45° positions.
- Adjustable coupler section permits contact with fittings in reverse positions.
- Angle body has 1/8" NPT(f) inlet permits addition of pipe extension when required.



5848



5883

Special Access Coupler

Model 5883 90° Grease Coupler

- Provides access to difficult to reach fittings.
- Allows for easy lubrication in tight areas.

WARNING

MATERIAL USE: Lincoln swivels are to be used only to transport grease, oil and other lubricants and are designed only for these non-abrasive and non-corrosive purposes. Do not use with abrasive and corrosive materials such as sound-deadening materials which may contain limestone and mica particles. Transport of such materials causes rapid premature wear to critical swivel components and can cause failure of swivel. Failure could expose the user to severe bodily injury, permanent disfigurement or death.

INSTALLATION & SERVICE: Tighten all fluid connections securely before using swivel. Never exceed 7500 psi maximum operating pressure. Never alter or modify any part of the swivel. Never attempt to repair or disassemble the swivel while the system is pressurized. Never stop or deflect leaks with hand or body.

MEDICAL ATTENTION: Get medical attention immediately if exposed to high-pressure fluids. Tell the attending physician what was injected.



80933

81458

Model 80933

4000 psi maximum operating pressure. For pull-on, push-on or hook-on service. Use with large 7/8" diameter button-head fittings. 7/16"-27 (f) thread.

Model 81458

Same as 80933 except for 5/8" diameter button-head fittings.

Extensions Adapters

Model 5859 Angle*

- 90° angle solves problem of contacting so-called "inaccessible" grease fittings.
- Design eliminates need to remove from "deep dish" wheels for lubrication of the tie rod ends and ball joints.
- Use to service cars, truck, machines and farm equipment.

Model 5855 Recessed*

Straight extension. Use to lubricate recessed fittings where obstructions will not permit use of hydraulic coupler. Includes extension nozzle and locking sleeve.

Model 81980 Locking Sleeve*

For adapting any 1/8" NPT(m) extension nozzle to a hydraulic coupler.

Model 5849 360 Degree*

7500 psi maximum operating pressure. Includes 5848 360° coupler for full swivel, 2" steel extension tube and locking sleeve.

Needle Nozzles

Model 5803

Allows operator to contact flush type or hard-to-reach hydraulic type fittings.

Model 5806

Same as 5803 except 6" length.

Model 82784*

Same as 5803 except with extension and locking sleeve.

Model 83278*

Use to lubricate U-joints and spindles. Attaches to hydraulic coupler of control valve or grease gun. Includes rubber tip.


Extension Kit

Model 58000

Heavy-duty lube accessory kit contains quick-connect versions of seven of Lincoln's most popular lube accessories. Use with all standard grease guns and dispensing devices.

WARNING

Never point needle nozzles, adapters or coupler at any part of the body or another person.



10536



5834



5853



62028

Model 10460

5000 psi maximum operating pressure. For adapting standard or large button-head couplers to hose with 1/8" NPT connections. 1/8" NPT(f) x 7/16"-27 (m) thread. Use gasket 31138, not included.

Model 10536

4500 psi maximum operating pressure. For adapting standard or large button-head couplers to hose with 3/8" NPT connections. 3/8" NPT(f) x 7/16"-27 (m) thread. Use gasket 31138, not included.

Coupler Extensions

Model 5834

7500 psi maximum operating pressure. Includes 5845 coupler and 62028 6" extension tube. 1/8" NPT(m) connection.

Model 5853

6000 psi maximum operating pressure. Includes 5852 hydraulic coupler and 62028 6" extension tube. 1/8" NPT(m) connection.

Rigid Extensions

Model 62028

6" length. Tough, heavy-wall seamless steel tubing. 1/8" NPT(m) at each end.

Model 62061

Same as 62028 except 12" length.

Model 62117

Same as 62028 except 18" length.

Model 5884*

Contains the 5883 90° grease coupler plus a quick-connect coupler for fast access to hard-to-reach lube points.

* With quick-connect locking sleeve.



*5859



*5855



*81980



*5849



5803



*82784



*83278



*5884




58000

Hand-Held Lubrication

Grease Hose Extensions



HAND-HELD LUBRICATION



Extensions for Manually- or Air-Operated Grease Guns

Maximum working pressure 4500 psi. Strategically placed coil spring provides non-slip, push-pull grip and prevents accidental “kinking” which could cause hose ruptures.

Model	Length	Thread Size
5812	12"	1/8" NPT(m)
5818	18"	1/8" NPT(m)
5861	36"	1/8" NPT(m)

Extensions for Manually-Operated Grease Guns

Maximum working pressure 3000 psi.

Manually-Operated—Packaged

Model	Length	Thread Size
71512	12"	1/8" NPT(m)
71518	18"	1/8" NPT(m)

Manually-Operated—Bulk (Unpackaged)

Model	Length	Thread Size
75912CL	12"	1/8" NPT(m)
75918CL	18"	1/8" NPT(m)
75924CL	24"	1/8" NPT(m)
75936CL	36"	1/8" NPT(m)

PowerLuber® Whip Hoses

Attaches with 7/16" UNEF fitting; 1/8" NPT(m) outlet. Working pressure 7500 psi (517 bar). For use with 14.4-volt, 12-volt, 7.2-volt and Model 1163 PowerLubers.

Model	Length
1218	18"
1224	24"
1230	30"
1236	36"

Assemblies for Standard Hydraulic Fittings

Maximum working pressure 4500 psi.

Model	Whip Hose	Coupler	Thread Size
81725	5818/18"	5845	1/8" NPT(m)
81726	5812/12"	5845	1/8" NPT(m)
81795*	5812/12"	5845	1/8" NPT(m)

* Includes 81980 locking sleeve.

Assemblies for Button-Head Couplers with Swivel

Maximum working pressure 4000 psi. Includes 81606 swivel.

Model	Whip Hose	Coupler	Thread Size
3029	5812/12"	80933/large	1/8" NPT(m)
3034	5812/12"	81458/standard	1/8" NPT(m)

Flexible & Rigid Extension Adapter

Model 5858

Maximum working pressure 5000 psi. Allows operator to switch from flexible to rigid extension with one hand. Overall length 13". 1/8" NPT(m).

Model 82228

Consists of 8" x 3/16" MPT hose, 5852 coupler and 67292 1/8" NPT(m) nipple.

WARNING

Whip Hoses Models 3029, 3034, 5812, 5818, 5861, 81725, 81726, 81795

Install as shown

Bulk Fittings—U.S. Threads

1/8" Thread/Straight & Angle

Model	Description	Length
5000	Straight	21/32"
5003	Straight	11/4"
5200	45° angle	7/8"
5300	65° angle	29/32"
5400	90° angle	27/32"

1/4" Thread/Straight & Angle

Model	Description	Length
5050	Straight 1/4" NPT	15/16"
5350	65° angle 1/4" NPT	15/32"

1/4"-28 Thread/Straight & Angle

Model	Description	Length
5010	Straight—short thread	1/2"
5013	Straight—long thread	11/16"
5527	Straight—short thread	31/64"
5210	45° angle—short thread	7/8"
5410	90° angle—short thread	25/32"

Bulk Fittings—Metric Threads

Metric Threads

Model	Description	Size
5175	Straight	6mm
5176	45°	6mm
5177	90°	6mm
5178	Straight	8mm
5179	45°	8mm
5180	90°	8mm
5181	Straight	10mm
5182	45°	10mm
5183	90°	10mm

Drive-Type Fittings

Drive-Type Fittings

Model	Description	Length	Drive Diameter
5033	Straight	9/16"	3/16"
5385	65° angle	13/16"	3/16"

Button-Head Fittings

- Precision-machined and case hardened for rugged wear.
- Smooth face prevents leakage and excessive wear.
- Long guide stem assures positive closing.

Button-Head Fittings

Model	Description	Length
5701	1/8" NPT(m) thread	25/32"
5706	1/4" NPT(m) thread	53/64"

Fitting Bushings & Angle Bodies

Bushings & Angle Bodies

Model	Description	Length
10461	Hex bushing	1/8" NPT(f) x 1/4" NPT(m)
10787	Face bushing	1/8" NPT(f) x 1/4" NPT(m)
20028	45° angle body	1/8" NPT(f) x 1/8" NPT(m)
20029	90° angle body	1/8" NPT(f) x 1/8" NPT(m)
20026	90° angle body	1/4"-28 (m) x 1/8" NPT(f)

Easy-Out Tools

A combination tool used to remove worn or broken fittings and to retap holes for installation of new fittings. Tool has socket wrenches for removing both straight and angle fittings. May also be used to remove old pin-type fittings.

Model 66953

For tapping 1/4"-28 threads and removal of both 3/8" and 5/16" hex. straight or angle fittings.

Model 90776

For tapping 1/8" NPT threads and removal of 7/16" hex. straight or angle fittings.

Fitting Drive Tools

Model 11485

Use to install straight Drive-Type Fittings only.

Model 11509

Use to install angle Drive-Type Fittings only.

Special Access Coupler

Model 5883 90° Grease Coupler


- Provides access to difficult to reach fittings.
- Allows for easy lubrication in tight areas.

Metric Thread Adapters

Convert any 1/4"-28 thread grease fitting to metric thread.

Metric Thread Adapters

Model	Thread
103307E	6mm x 1/4"-28 (f)
103308E	8mm x 1/4"-28 (f)
103309E	10mm x 1/4"-28 (f)



Hand-Held Lubrication

Packaged Grease Fittings



HAND-HELD LUBRICATION



5184

Packaged Fittings—U.S. Threads

All the most popular fittings and sizes

Model 5468 Mini

Ten assorted grease fittings in three popular sizes, blister packed on one card.

Assortment Contents

Quantity	Description
6	1/4"-28 straight
2	1/4"-28 45°
2	1/4"-28 90°



5470

Model 5470 Economy

24 assorted grease fittings in six popular sizes blister packed on one card.

Assortment Contents

Quantity	Description
6	1/8" NPT straight
6	1/4"-28 straight, short thread
3	1/8" NPT 45° angle
3	1/4"-28 45° angle, short thread
3	1/8" NPT 90° angle
3	1/4"-28 90° angle, short thread



5470



5469

Model 5469 Deluxe

100 assorted grease fittings in six popular sizes. Sturdy, easy to handle transparent dispenser box has labeled and illustrated compartments.

Assortment Contents

Quantity	Description
20	1/8" NPT straight
40	1/4"-28 straight, short thread
10	1/4"-28 45° angle, short thread
10	1/8" NPT 65° angle
10	1/8" NPT 90° angle
10	1/4"-28 90° angle, short thread



5191

5291

1/4"-28 Taper Thread Packs

Short Thread Grease

Model	Description
5191	Card of (10) straight fittings
5291	Card of (10) 45° angle fittings
5491	Card of (10) 90° angle fittings

1/8" Pipe Thread Packs

Grease Fittings

Model	Description
5190	Card of (10) straight fittings
5290	Card of (10) 45° angle fittings
5490	Card of (10) 90° angle fittings

5290

5490

Packaged Fittings—Metric Threads

All the most popular fittings and sizes

Model 5184 Mini

An assortment of three of the most used 6mm sizes and configurations blister packed on one card.

Assortment Contents

Quantity	Description
6	6mm straight
2	6mm 45°
2	6mm 90°

Model 5185 Economy

30 grease fittings in three of the most popular 6mm metric sizes blister packed on one convenient card.

Assortment Contents

Quantity	Description
16	6mm straight
6	6mm 45°
8	6mm 90°

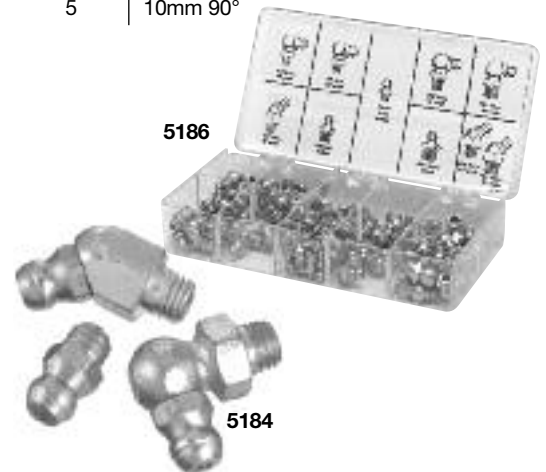
Model 5186 Deluxe

100 assorted grease fittings in all the most popular metric sizes. Sturdy, easy to handle dispenser box has labeled and illustrated compartments.

Assortment Contents

Quantity	Description
40	6mm straight
20	6mm 45°
10	6mm 90°
5	8mm straight
5	8mm 45°
5	8mm 90°
5	10mm straight
5	10mm 45°
5	10mm 90°

5186



5184

Hand-Held Lubrication

Packaged Grease Fittings/Wheel Bearing Packers



Our popular fitting models are packaged in a convenient 100 piece carton for your small order requirements. Order a quantity of one and receive 100 pieces of that fitting.



Standard Fitting Model No.	Old Model Carton 100	New Model Carton 100	Standard Fitting Model No.	Old Model Carton 100	New Model Carton 100
5000	249150	5000C	5181	249149	5181C
5003	249163	5003C	5182	249160	5182C
5010	249144	5010C	5183	249159	5183C
5013	249146	5013C	5200	249158	5200C
5031	249148	5031C	5210	249156	5210C
5033	249141	5033C	5300	249162	5300C
5050	249164	5050C	5350	249153	5350C
5175	249142	5175C	5385	249167	5385C
5176	249151	5176C	5400	249161	5400C
5177	249152	5177C	5410	249157	5410C
5178	249147	5178C	5527	249143	5527C
5179	249155	5179C	5701	249165	5701C
5180	249154	5180C	5706	249166	5706C



816

Lincoln Bearing Packers

Flush and pack in one operation eliminating inefficient washing and messy hand packing.

Model 224

Universal Bearing Packer forces out old grease while evenly injecting fresh grease. Pack bearing up to 4 1/2" I.D. Connects to standard grease coupler. 4.5" OD.

Model 816

Services bearings with 5/8" to 1 1/2" I.D. This versatile, compact unit mounts on work-bench or wall. Bearing is flushed and packed by contacting fitting in packer head with power gun control valve or by high-pressure hand gun. Overall dimension: 4 1/2" high, 4" wide. 3 1/4" OD.

Model 102891

Bearing packer head only; for bench mounting or attachment to any Lincoln air-operated economy, Series 20 or Series 40 grease pump. Services bearings 1 3/4" to 9 1/2" O.D. with minimum I.D. of 9/16". Accepts grease through fitting from high-pressure control valve or hand gun. For bench mount use 1/2" pipe flange.

Model 844


Services bearings to 9 1/2" O.D. with minimum 9/16" I.D. Includes adapters to service bearings from 1" to 1 3/4" O.D. For use with 120 lb. original refinery container. Includes 84780 universal follower.
Specifications: Maximum pressure 800 psi. 1 ounce per stroke.
Finish: Drum cover in red enamel, pump head and handle in black.
Dimensions: Overall height 41 7/8" with standard 120 lb. drum.

Model 102697 Super Speed packer

Services bearings with 5/8" to 1 1/2" I.D. with up to 3 1/4" O.D. on passenger cars, light trucks and farm vehicles. Clamps securely on 25 to 50 pound original refinery container. Primes easily and pump efficiently when using heavy greases at low temperatures. Includes flexible follower.
Specifications: 21" overall height, 2 1/4" wide.
Finish: Drum cover in red enamel.


Model 102929

Same as 102697 except has larger packer head to service bearing to 9 1/2" O.D. with minimum 9/16" I.D. Includes adapter to permit servicing smaller bearings of 1" to 1 3/4" O.D. Includes flexible follower plate.



Air Couplers/Nipples

Air Couplers and Nipples



815



815 Cut-away

Lincoln air couplers provide split-second coupling of grease guns, impact wrenches, paint sprayers and other air-operated equipment. Air flow products from Lincoln have the features and durability you demand for your business.




11659 1/4" (m) 11660 1/8" (m)




11661 1/4" (f)



13329 1/4" (f)



13331 1/4" (f)



5874 3/8" (f)



5875 3/8" (m)



5876 3/8" (f)

- Positive action locking mechanism so coupler cannot be detached accidentally.
- Extra large air passage insures greater air flow.
- Automatic air check valve shuts off air instantly when uncoupled, providing leak-proof seal.
- Corrosion-resistant steel plug and stainless steel check and check spring for long service life.
- Free swiveling action prevents curling or kinking of air hose.

Lincoln-Style Couplers & Nipples for 1/4" ID

Models 815, 11659, 11660, 11661

250 psi maximum operating pressure. 1/4" NPT(f) inlet. Extra-long stem of nipple and coupler body assures long service life, easy connections under severe operating conditions. Maximum air flow 52 scfm at 100 psi. Length 2 1/2" (65mm); diameter 1 1/16" (37mm); weight 4 1/2" ounces (126g).

NOTE: 11659 is available non-packaged for bulk orders as 238394.

ARO-Style Couplers & Nipples for 1/4" ID

Models 5862, 13329, 13331


Fits ARO style nipples for 1/4" ID hose. 300 psi maximum operating pressure. 1/4" (f) NPT inlet. Maximum airflow 38 scfm at 100 psi. Length 2"; diameter 1 1/8"; weight 4 ounces.

Universal Coupler

Model 5862

Fits all Automotive/Tru-Flate, ARO, and Industrial/Milton-style nipples for 1/4" ID hose 300 psi maximum operating pressure. 1/4" (f) NPT inlet. Maximum airflow 38 scfm at 100 psi. Length 2"; diameter 1 1/8"; weight 4 ounces.

Coupler and nipple can be joined without user pulling back on sleeve. **A true quick-connect design!**



5862


Automotive/Tru-Flate-Style Couplers & Nipples for 3/8" ID

Models 5874, 5875, 5876

300 psi maximum operating pressure. Maximum air flow 100 scfm at 100 psi. Length 3 9/8"; diameter 1"; weight 4.8 ounces.

Air Couplers/Nipples

Air Couplers and Nipples




632004 1/4" (f)



630104 1/4" (m)



630204 1/4" (f)



642006 3/8" (f)



640104 1/4" (m)



640204 1/4" (f)



652008 1/2" (f)



650108 1/2" (m)



650208 1/2" (f)

Industrial/Milton-Style Couplers & Nipples for 1/4" ID (63 Series)

Models 632004, 630104, 630204

Maximum operating pressure 250 psi (17 bar). Maximum air flow 45 scfm at 100 psi. Length 1³/₄" (44mm); diameter 1¹/₈" (29mm); weight 3 ounces (84g).

Industrial-Style Couplers & Nipples for 3/8" ID (64 Series)

Models 642006, 640104, 640204, 640106, 640206

Maximum operating pressure 250 psi. Maximum air flow 108 scfm at 100 psi. Length 2¹/₁₆" (52mm); diameter 1⁵/₁₆" (49mm); weight 6 ounces (168g).

Industrial-Style Couplers & Nipples for 1/2" ID (65 Series)

Models 652008, 650108, 650208

Maximum operating pressure 200 psi (14 bar). Maximum air flow 176 scfm at 100 psi. Length 3⁹/₄" (70mm); diameter 1¹/₂" (38mm); weight 9 ounces (252g).

KEY

|xx|

| x |

| x |

|xx|

O = nipple

1 = male

thread size



939



5983

Air-Operated Sprayers

Model 939

- Adjustable suction control varies fluid volume as needed.
- Strainer assembly in suction hose keeps out contaminants while assuring uninterrupted flow of fluid.
- 6' vinyl suction hose permits use with most any container from gallon jug to 400 lb. drum.
- Convenient addition of air coupler nipple permits quick coupling to any air hose.
- Rust and corrosion resistant—pistol grip handle includes brass stem and synthetic packing.
- Use with solvents or detergent solutions. Compatible with vinyl, aluminum and carbon steel.
- Standard air inlet 1/4" NPT(f).
- Powerful spray. Maximum operating pressure 200 psi.

Model 5983

- Use with solvents or detergent solutions.
- 1/4" NPT(f) inlet.
- Maximum operating pressure 150 psi.

Tire Accessories

Model 80423 Tire Inflator

- 12" hose extension provides extra reach capacity.
- Tapered chuck nut allows inflator to fit wheel covers on cars and light trucks.
- Dual chuck permits use of gauge on trucks with dual tires.
- Includes 11659 nipple for use with 815 coupler. 200 psi maximum inlet pressure. 0-120 psi scale in 2 psi graduations.

Model 66951 Air Chuck


For inflating tire. 1/4" NPT(f) inlet.

Self-Coiling Air Hose

Model 84606

- Tough abrasive resistant material provides long service life.
- Coiled spring guards prevent kinking.
- 1/4" I.D. x 25' long—extra length for those hard to reach places.
- Working pressures up to 200 psi.
1/4" NPT(m) fittings each end.

Note: Blow guns on page 61.



80423

66951



84606

Typical Installations

Bulk Oil Systems—Motor Oil



Single Reel System from 55-Gal. Drum

Bill of Materials

Model	Code	Req'd.	Description
282398	1	1	3:1 Pump, Hoses, Air & Fluid Connectors
85387-4	2	1	Airline Lubricator/Regulator and Filter w/ Gauge 1/4" NPT(f)
66084	5	1	Medium-Pressure Quarter-Turn Shut-Off Valve 1/2" NPT(f)
84940	6	1	Wall Mount Bracket Kit
877	7	*	Metering Control Valve 1/2" NPT(f)
84945	8	1	Suction Kit 1" NPT
84946	9	1	Low Level Cut-Off 1" NPT
85517	10	*	Adjustable Ball Stop
85057	11a	1	Heavy-Duty Hose Reel with Hose & Fluid Connectors, 50' 73600 Hose
***	12	**	5/8" OD Union Elbow, 1/2" NPT(m)
***	13	**	5/8" OD 90° Tube Union
***	14	**	5/8" OD Tube Connector, 1/2" NPT(f)
***	15	**	Hi-Pressure Tubing 5/8" OD x .083 Wall (Working Pressure: 5000 psi)†

WARNING

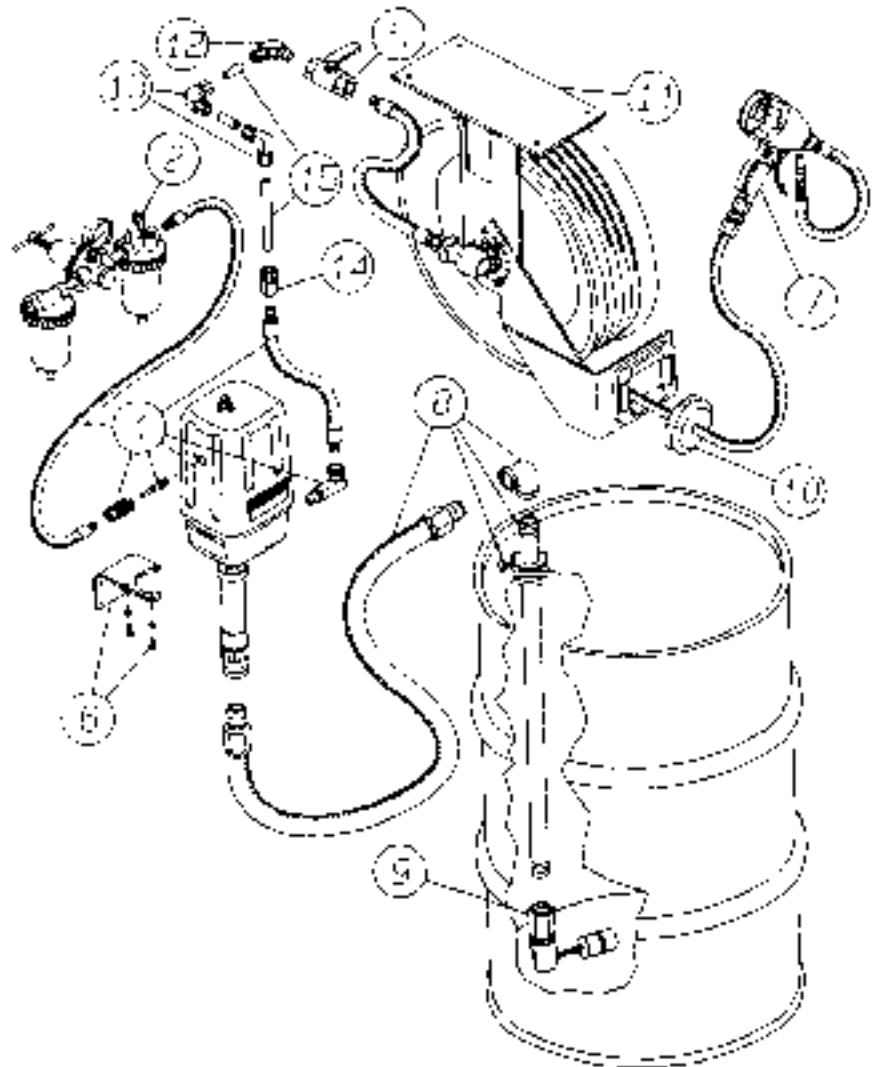
For safe and proper use, always consult instructions accompanying product. See **Safety Warning Information** for appropriate warnings.

* Included in each reel assembly.

** Requirements vary per system

*** Available from local petroleum equipment service distributor.

† 20' length, 7 pack



Single Product to Two Reels

Bill of Materials

Model	Code	Req'd.	Description
282398	1	1	3:1 Pump, Hoses, Air & Fluid Connectors
85387-4	2	1	Airline Lubricator/Regulator and Filter w/ Gauge 1/4" NPT(f)
66084	5	1	Medium-Pressure Quarter-Turn Shut-Off Valve 1/2" NPT(f)
877	6	*	Metering Control Valve 1/2" NPT(f)
84946	7	1	Low Level Cut-Off 1" NPT
85517	8	*	Adjustable Ball Stop
85057	9a	2	Heavy-Duty Hose Reel with Hose & Fluid Connectors, 50' 73600 Hose
84945	10	1	Suction Kit 1" NPT
***	11	**	Nipple, 1/2" NPT(m) x 1/2" NPT(m)
***	12	**	5/8" OD Union Elbow, 1/2" NPT(m)
***	13	**	5/8" OD Tube Union Tee
***	14	**	5/8" Union Elbow, 1/2" NPT(m)
***	15	**	5/8" OD 90° Tube Union
***	16	**	5/8" OD Tube Connector, 1/2" NPT(f)
***	17	**	Hi-Pressure Tubing 5/8" OD x .083 Wall (Working Pressure 5000psi)†
***	18	1	Tank

* Included in 85057 reel assembly.

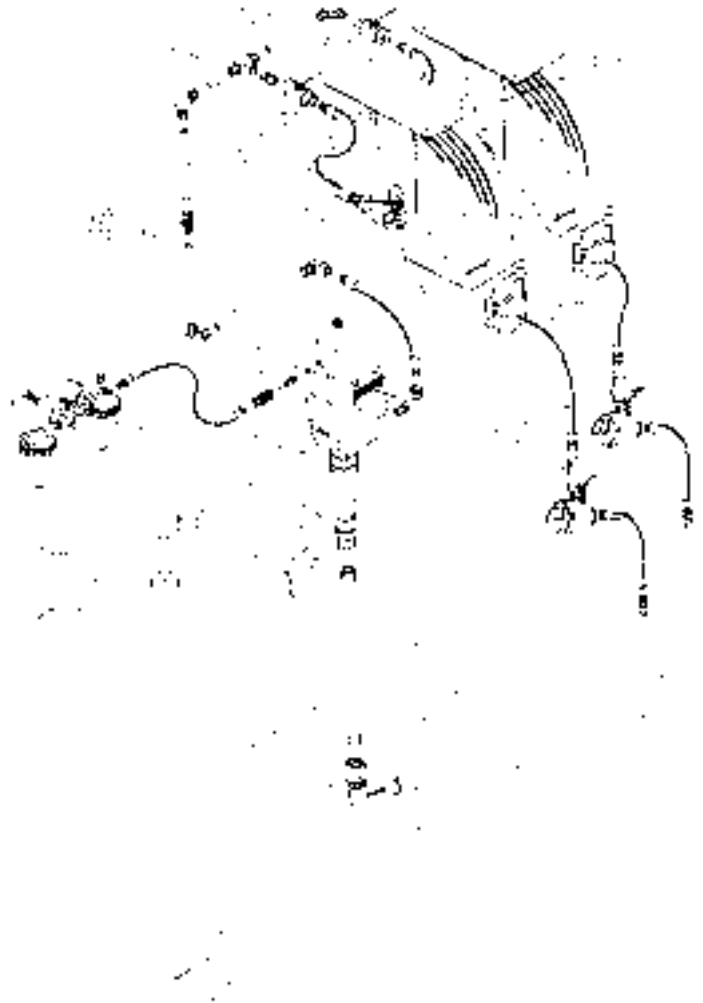
** Requirements vary per system

*** Available from local petroleum equipment service distributor.

† 20' length, 7 pack

WARNING

For safe and proper use, always consult instructions accompanying product. See **Safety Warning Information** for appropriate warnings.



Typical Installations

Typical Lubrication System—Chassis Grease



System from 120 lb. Drum

Bill of Materials

Model	Code	Req'd.	Description
918	1	1	50:1 Pump, Cover, Follower, Hoses, Air & Fluid Connectors
85387-4	2	1	Airline Lubricator/Regulator and Filter w/ Gauge 1/4" NPT(f)
885	5	1	Hi-Pressure Shut-Off Valve 1/2" NPT(f)
12957	6	1	Nipple, 1/2" NPT(m) x 1/2"-27 (m)
740	7	*	Hi-Pressure Control Valve 1/4" NPT(f)
81387	8	*	Hi-Pressure Universal Swivel, 1/4" NPT(m) x 1/2"-27 (m)
85516	9	*	Adjustable Ball Stop
85050	10a	1	HD Hose Reel with Hose & Lube Connectors, 30' 75360 Hose
***	11	**	5/8" OD Tube Elbow, 1/2" NPT(m)
***	12	**	5/8" OD 90° Elbow or Union Elbow
***	13	**	5/8" OD Tube Union
***	14	**	5/8" OD Tube Union Tee
***	15	**	5/8" OD Tube Elbow, 1/4" NPT(f)
***	16	**	Hi-Pressure Tubing 5/8" OD x .083 Wall (Working Pressure: 5000 psi)†

* Included with each reel assembly.

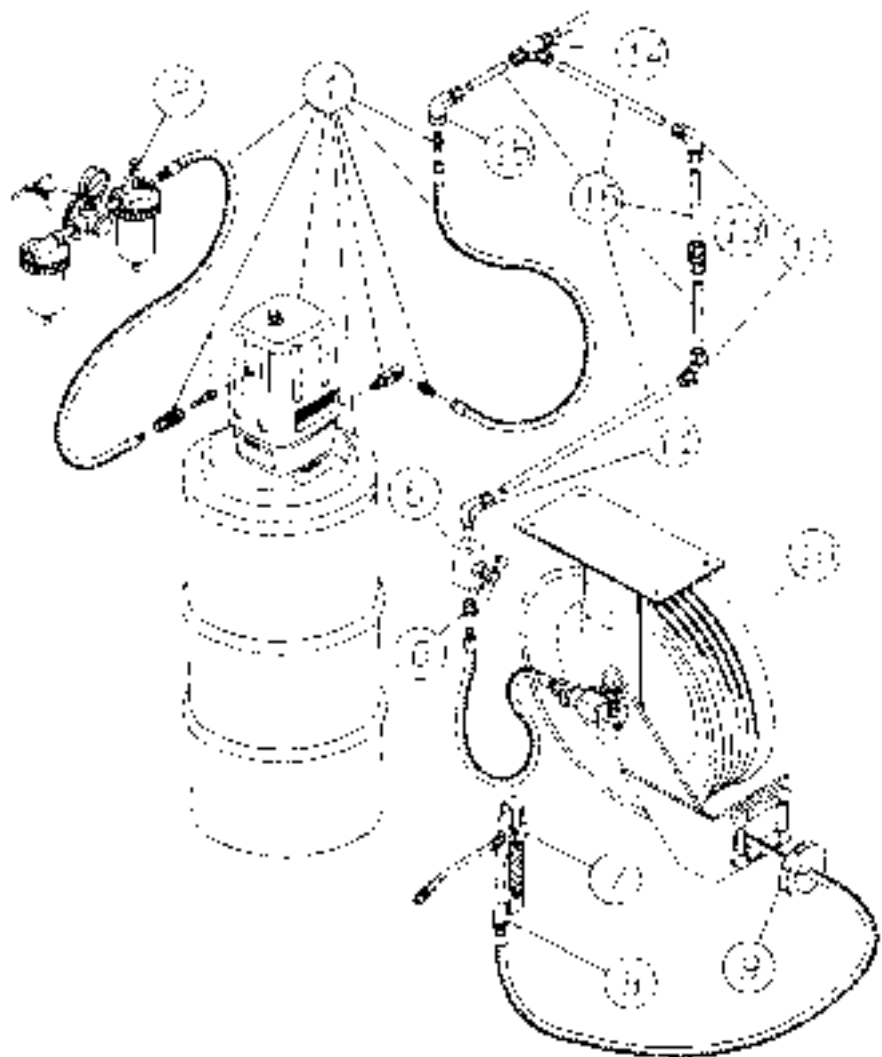
** Requirements vary per system.

*** Available from local petroleum equipment service distributor.

† 20' length, 7 pack

The following schematics and bills of material are of common lubrication systems. These depictions are for reference and as an aid in system design.

Variables such as length of pipe/tube run, temperature, location and other specific parameters of a system must be taken into consideration. Please refer to detailed specification information for system componentry in previous catalog pages.



Typical Installations

Typical Lubrication System—Chassis Grease



Two Delivery Points from 400 lb. Drum

Bill of Materials

Model	Code	Req'd.	Description
926	1	1	50:1 Pump, Cover, Hoses, Air & Lube Connectors
85387-4	2	1	Airline Lubricator/Regulator and Filter w/ Gauge 1/4" NPT(f)
885	5	2	Hi-Pressure Shut-Off Valve 1/2" NPT(f)
12957	6	2	Nipple, 1/2" NPT(m) x 1/2"-27 (m)
740	7	*	Hi-Pressure Control Valve 1/4" NPT(f)
81387	8	*	Hi-Pressure Universal Swivel, 1/4" NPT(m) x 1/2"-27 Thread (m)
85516	9	*	Adjustable Ball Stop
85050	10a	1	HD Hose Reel with Hose & Lube Connectors, 30' 75360 Hose
85051	11a	1	HD Hose Reel with Hose & Lube Connectors, 50' 75600 Hose
11197	12	1	Nipple, 1/2" NPT(m) x 1/2" NPT(m)
***	13	**	5/8" OD Tube Elbow, 1/2" NPT(m)
***	14	**	5/8" OD 90° Union Elbow
***	15	**	5/8" OD Tube Union
***	16	**	5/8" OD Tube Union Tee
***	17	**	5/8" OD Tube Elbow, 1/4" NPT(f)
***	18	**	5/8" OD Tube Union Tee, 1/2" NPT(f)
***	19	**	Hi-Pressure Tubing 5/8" OD x .083 Wall (Working Pressure: 5000 psi)†

* Included in each reel assembly.

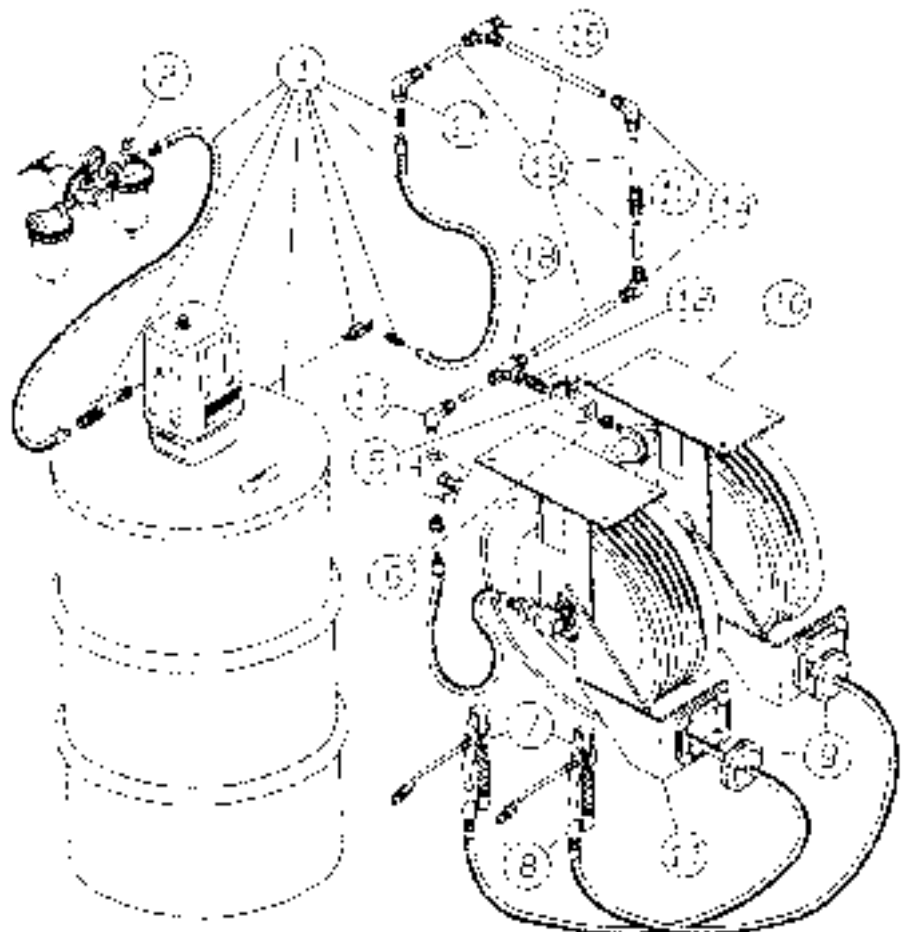
** Requirements vary per system.

*** Available from local petroleum equipment service distributor.

† 20' length, 7 pack

WARNING

For safe and proper use, always consult instructions accompanying product. See **Safety Warning Information** for appropriate warnings.



Typical Installations

Pump and Reel



Typical Installation

Bill of Materials—Lubricating Equipment

Model	Code	Req'd.	Description
1910-2	1	1	Chassis Lubrigun 50:1 PowerMaster®
1951	2	1	Gear Lube Dispenser 6:1 PowerMaster III
1952-1	3	1	Motor-Oil Dispenser 6:1 PowerMaster III
84817	4b	1	Wall Mount Bracket
84945	4c	1	1" Suction Kit
84934	5	1	ATF Dispenser 5:1 Series 40 Pump, Hoses, Air & Fluid Connectors
85051	6	1	Chassis Reel
85055	7	1	Gear Lubricant Reel
85061	8	1	Motor Oil Reel
85064	9	1	Antifreeze Reel
85061	10	1	ATF Reel
85063	11	1	Air Service Reel
85242	12	6	Mounting Rail Assembly
66100	13	2	Air Pressure Gauge 1/4" NPT(m)
602008	14	2	Air Regulator 1/2" NPT(f)
602134	15	2	Air Regulator (with Gauge) 1/4" NPT(f)
602208	16	1	Airline Lubricator 1/2" NPT(f)
602108	17	1	Airline Filter 1/2" NPT(f)
82087	18	1	Hi-Pressure 90° Swivel 1/2" NPT(m)
241584	19	2	90° Swivel Union 1/2" NPT(f) x 1/2" NPT(m)
76024A	20	1	Volume Hi-Pressure Hose 1/2" NPT(f)
73060	21	2	Volume Medium-Pressure Hose 1/2" NPT(m)
83369	39	1	Follower Plate (Chassis 400 lb. Drum)
Others	24	2	275-Gallon Ob-round Tank

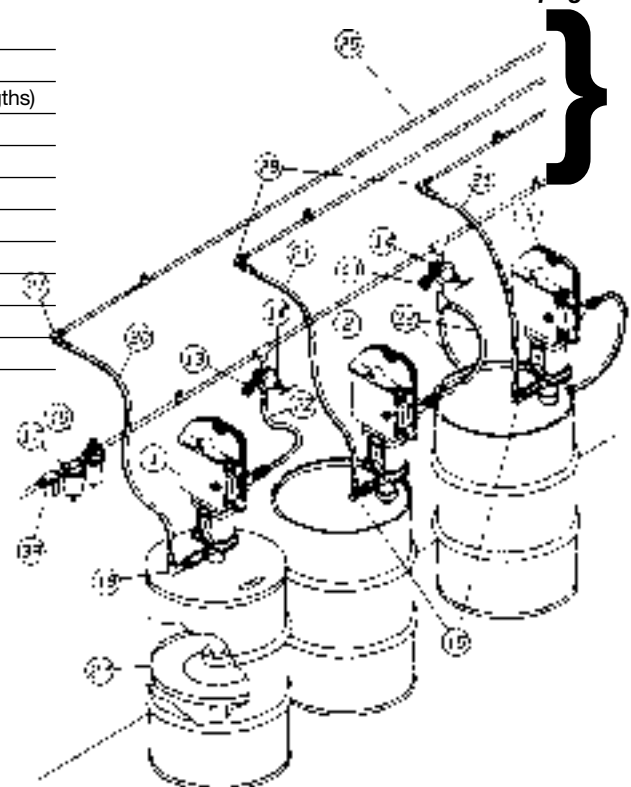
Bill of Materials—Lubricant Supply Lines

Model	Code	Req'd.	Description
***	25	*	Hi-Pressure Steel Tubing 5/8" OD x .083 Wall (20' lengths)
***	26a	*	Medium-Pressure Steel Tubing 5/8" OD x .049 Wall (20' lengths)
***	26b	*	Alternate for Antifreeze 15 PVC or Copper Pipe
***	27	1	5/8" OD Tube Elbow, 1/2" NPT(m)
***	28	4	5/8" OD Tube Elbow, 1/2" NPT(f)
***	29	5	5/8" OD Tube Union
***	30	5	5/8" OD Tube Union Tee, 1/2" NPT(f)
885	31	1	Hi-Pressure Shut-Off Valve 1/2" NPT(f)
66084	32	4	Medium-Pressure 1/4 Turn Shut-Off Valve 1/2" NPT(f)
12080	33	2	Bushing 1/4" NPT(f) x 1/2" NPT(m)

* Quantities vary with installation.

*** Available from local petroleum equipment service distributor.

Drawing continues
on next page.



Typical Installations

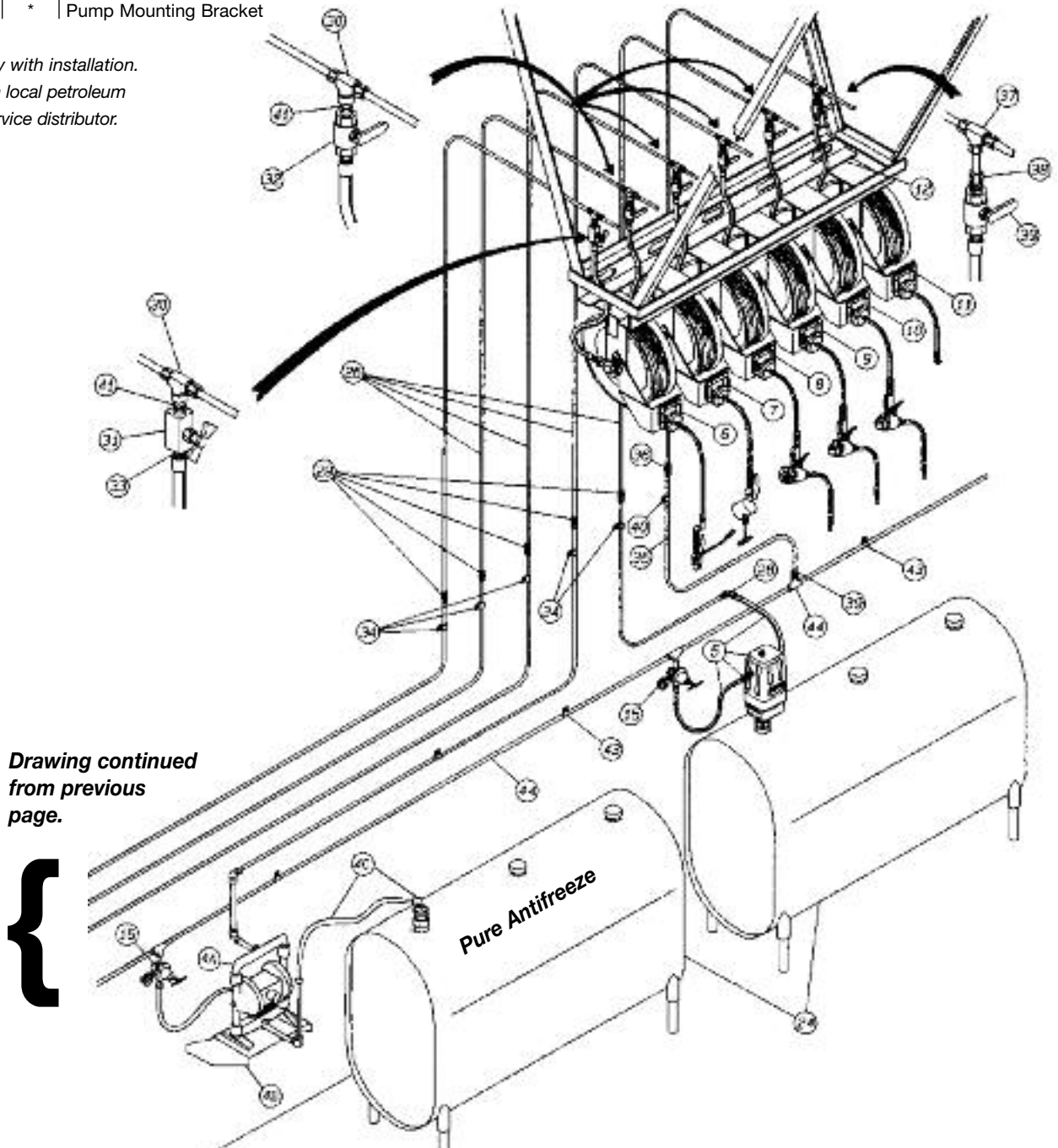
Pump and Reel

Bill of Materials—Air Supply Lines

Model	Code	Req'd.	Description
**	35	*	Low-Pressure Copper Tubing $\frac{3}{8}$ " OD or $\frac{1}{2}$ " OD
**	35	*	$\frac{1}{2}$ " Schedule 40 Galvanized Steel Pipe
**	36	1	Union
**	37	1	Tee
**	38	2	Connector $\frac{1}{2}$ " NPT(m)
66084	39	2	Shut-Off Valve $\frac{1}{2}$ " NPT(f)
360108	40	*	Tube Clip for $\frac{1}{2}$ " OD Tubing $\frac{7}{32}$ " Diameter Hole
11197	41	5	Nipple $\frac{1}{2}$ " NPT(m) x $\frac{1}{2}$ " NPT(m).
66883	42	1	Adapter Union, $\frac{1}{2}$ " NPSM(f) Swivel x $\frac{1}{2}$ " NPT(m)
**	43	*	Pipe Clamp for $\frac{1}{2}$ " Pipe
**	44	*	$\frac{1}{2}$ " Schedule 40 ASTM A53 Buttwelded Pipe & Malleable Fittings
84817	45	*	Pump Mounting Bracket

* Quantities vary with installation.

** Available from local petroleum equipment service distributor.



TYPICAL INSTALLATIONS

Typical Installations

Two Oil Products



Standpipe, Pump Station, Basement Tanks¹

Bill of Materials

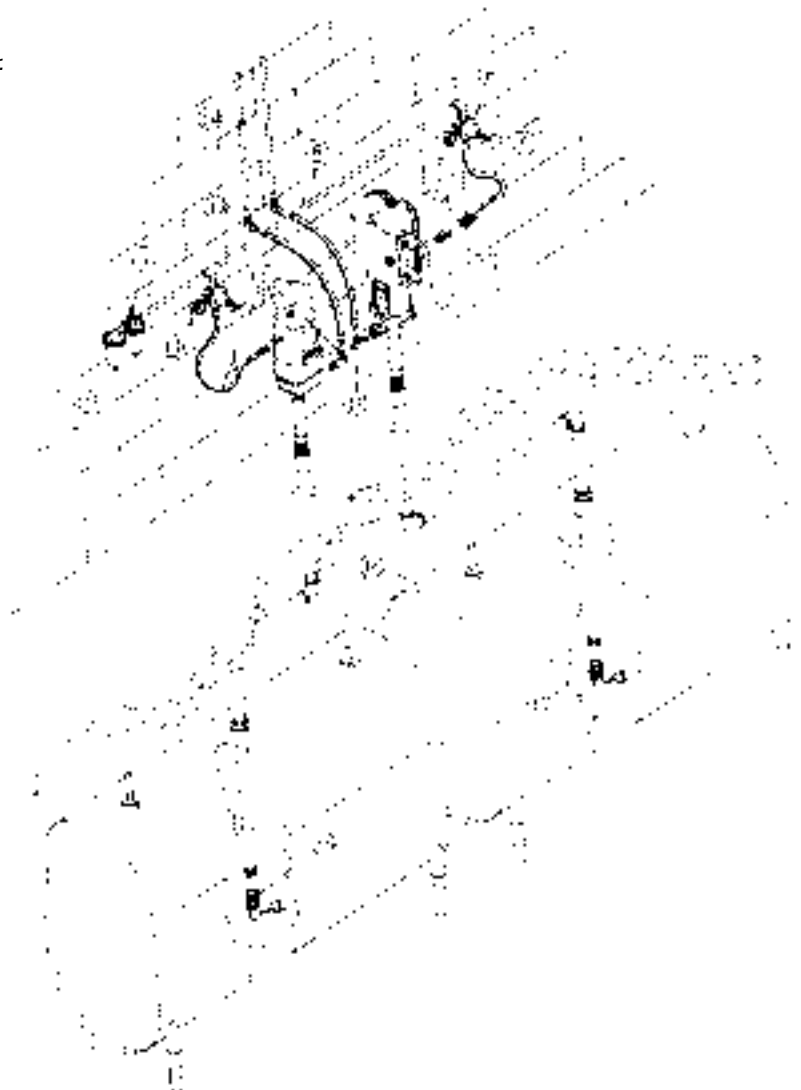
Model	Code	Req'd.	Description
84934	1	1	5:1 Pump Hose Air & Fluid Connectors
1914	2a	1	12:1 PowerMaster® II Stub Pump
2014	2b	1	12:1 PowerMaster III Stub Pump
653112	3	1	Air Nipple 3/4" NPT(m)
652008	4	1	Air Socket 1/2" NPT(f)
602008	6	1	Air Regulator 1/2" NPT(f)
66100	7	1	Air Pressure Gauge 1/4" NPT(m)
73024	8	1	Medium-Pressure Hose 1/2" NPT(m)
602208	9	1	Airline Lubricator 1/2" NPT(f)
602108	10	1	Airline Filter 1/2" NPT(f)
602134	11	1	Air Regulator 1/4" NPT(f)
241584	12	1	90° Swivel Union 1/2" NPT(f) x 1/2" NPT(m)
***	13	*	5/8" OD Tube Elbow 1/2" NPT(f)
***	14	*	Hi-Pressure Tubing 5/8" OD x .083 Wall **
82439	15	2	Low Level Cut-Off 1 1/2" NPT(f)
***	16	2	275-Gallon Ob-round Tank

¹ Underground tanks would be similar.

* Requirements vary per system.

** 20' length, working pressure 5000psi, 7 pack

*** Available from local petroleum equipment service distributor.



Typical Installations

Typical Fast Lube Systems



Bills Of Material

Lubrication Console

Model	Code	Req'd.	Description
*	1	1	Lubrication Console
967	2	2	Oil Electronic Digital Meter
967	3	1	ATF Electronic Digital Meter
846	4	2	Water Bibb Cock
80423	5	1	Tire Inflator w/Gauge
85515	6	3	Ball Stop
66084	7	6	Shut-off Valve
73240	8	3	1/2" x 20' Hose Assembly (HO and ATF)
72240	9	2	1/4" x 20' Hose Assembly (WW and AF)
72240	10	1	1/4" x 20' Air Hose Assembly

Gear Oil Control Valve

870	1	1	Pint Oil Meter
780	2	1	Control Valve
11197	3	1	Nipple
66084	5	1	Shut-off Valve
73120	6	1	Gear Oil Hose 1/2" x 10' Gear Oil Hose
90464	7	1	Swivel Assembly
67074	8	1	Street Ell 1/2" NPT

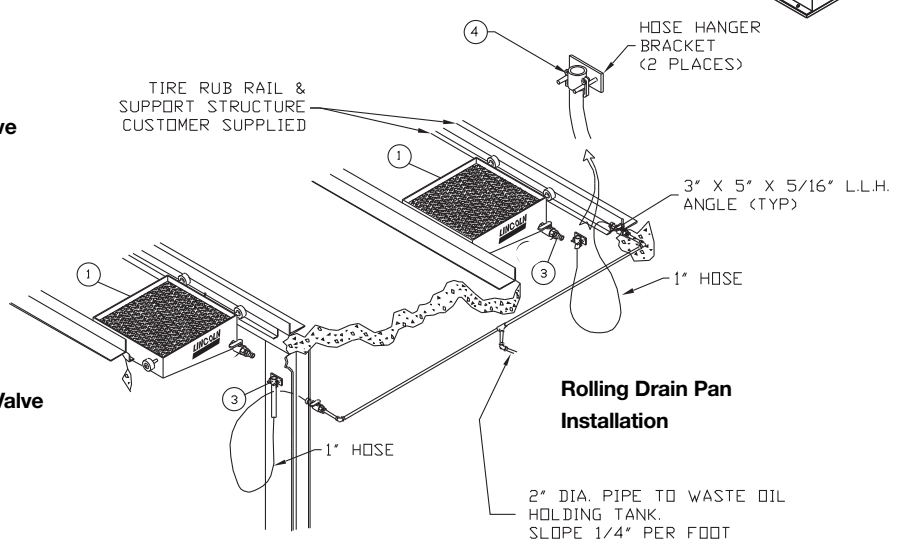
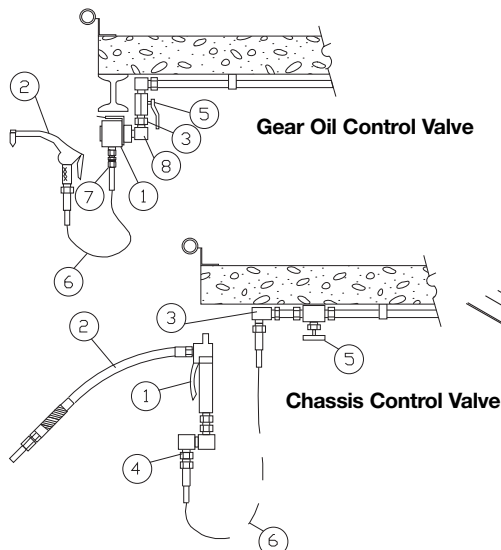
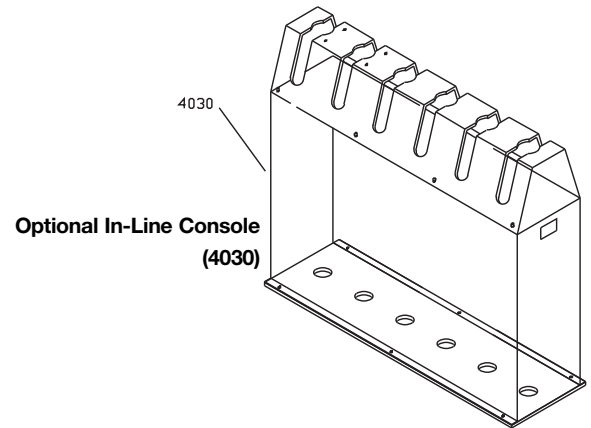
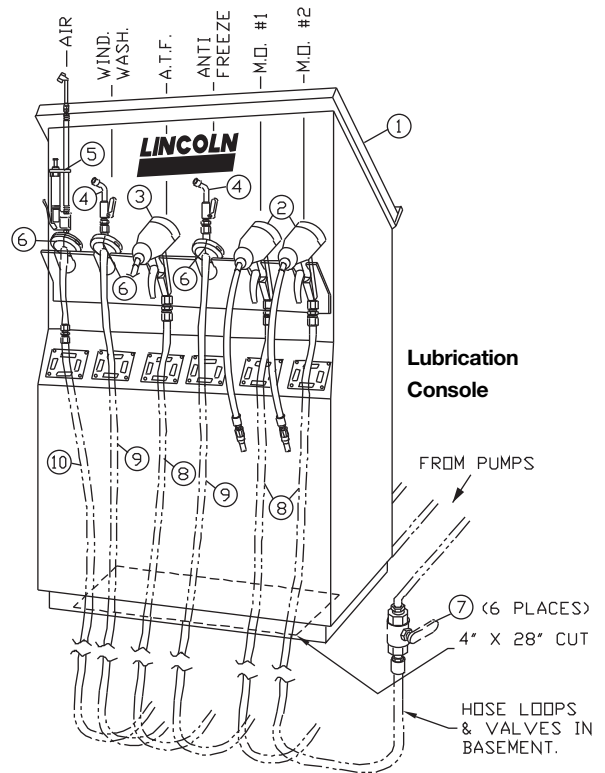
Chassis Control Valve

740	1	1	High-Pressure Control Valve
5861	2	1	36' Whip Hose
81974	3	1	90° Swivel
81387	4	1	Universal Swivel
778	5	1	High-Pressure Shut-off Valve
75120	6	1	10' Chassis Grease Hose

Rolling Drain Pan

84700	1	2	Rolling Drain Pan
241409	3	2	1" Fluid Nipple
241408	4	2	1" Fluid Coupler

* Available from local petroleum equipment service distributor



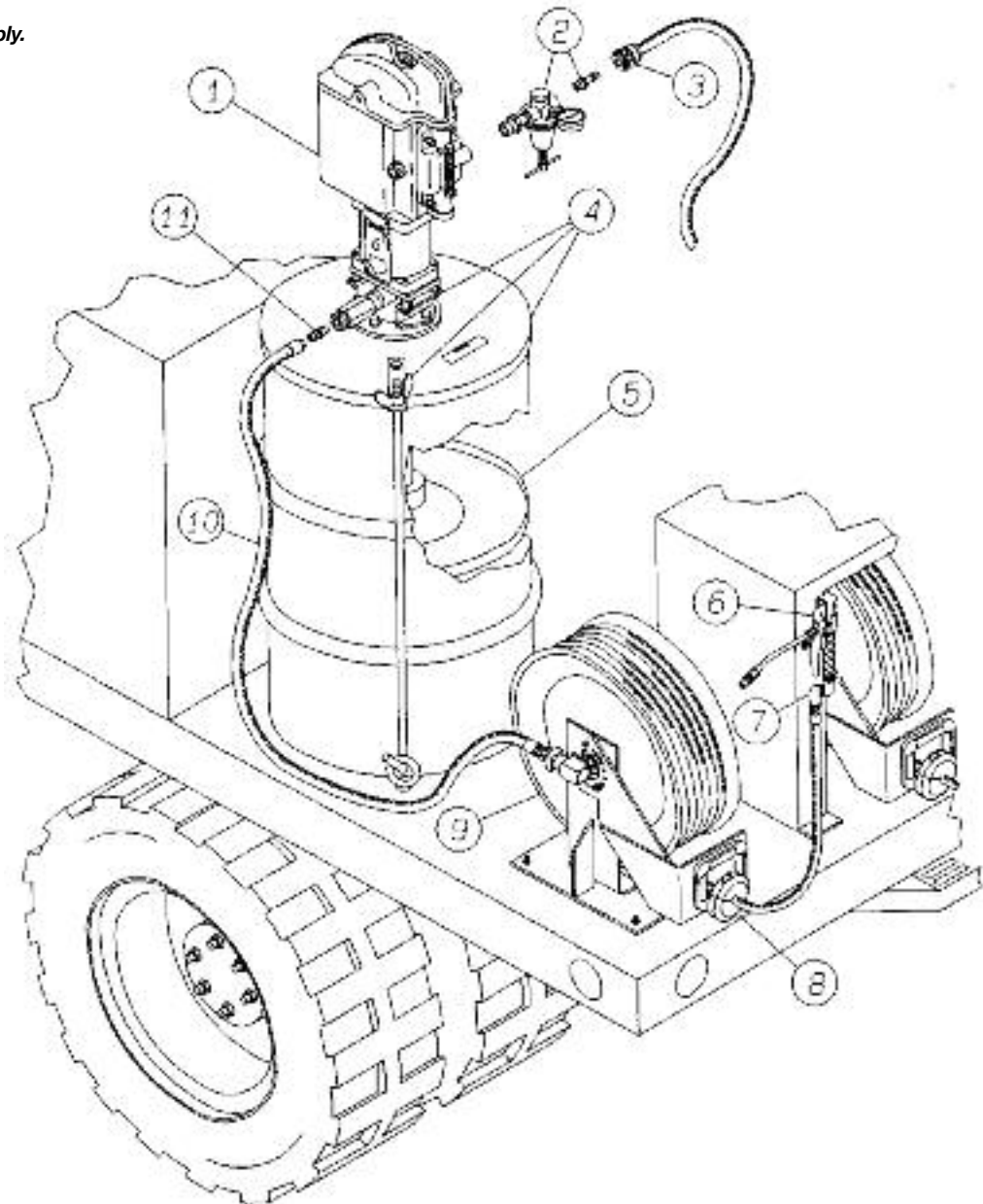
TYPICAL INSTALLATIONS

Grease Application

Bill of Materials

Model	Code	Req'd.	Description
1904	1a	1	75:1 PowerMaster® II Pump
2004	1b	1	75:1 PowerMaster III Pump
85388-12	2	1	Air Regulator 3/4" NPT(m)
652008	3	1	Air Socket(f) for 1/2" I.D. Hose
81482	4	1	400 lb. Drum Cover with Pump Mounting Flange and Tie Rod Assemblies
83369	5	1	Follower Plate
740	6	*	Hi-Pressure Control Valve 1/4" NPT(f)
81387	7	*	Hi-Pressure Universal Swivel, 1/4" NPT(m) x 1/2-27 thread (m)
85516	8	*	Adjustable Ball Stop
85051	9	1	Complete Reel Assembly with 50' 1/4" Hose
76120B	10	1	Hi-Pressure Hose 3/8" NPT(f)
11197	11	2	Steel Hex Nipple 1/2" NPT(m)

* Included in #85051 reel assembly.



Oil Application

Bill of Materials

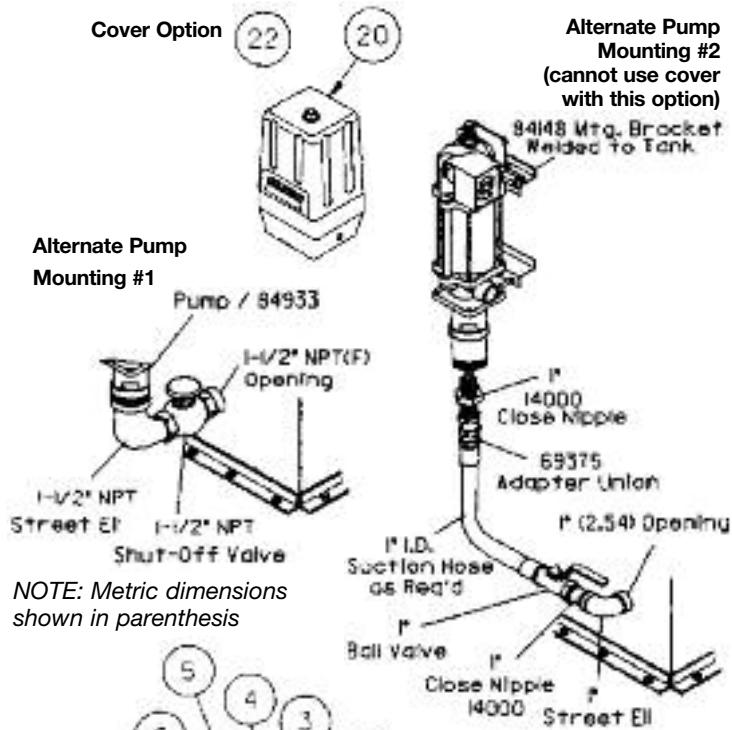
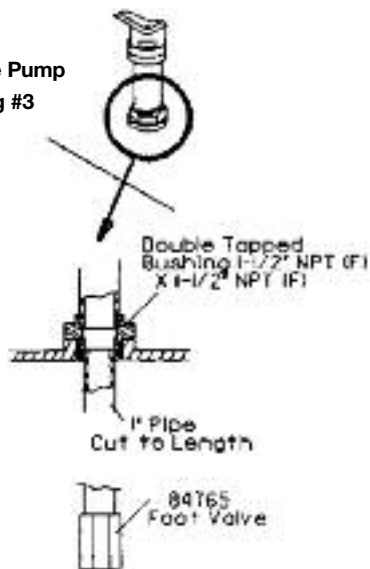
Model	Code	Req'd.	Description
84933	1	1	5:1 Series 40 Lube Pump
10462	2	1	Nipple 1/4" NPT
602003	3	1	Air Regulator, 1/4" NPT
247863	4	1	Air Gauge
67054	5	1	Street El, 1/4" NPT
11659	6	1	Air Nipple
815	7	1	Air Coupler
72060	8	1	5' Air Connecting Hose
83463-30	9a	1	Heavy-Duty Hose Reel with 30' 1/2" Hose
83464-50	9b	1	Heavy-Duty Hose Reel with 50' 1/2" Hose
85765	16	1	Foot Valve
*	17	1	1" NPT Black Pipe (Cut to Fit)
73060	18	1	5' Oil Connecting Hose
241584	19	1	Adapter Union, 1/2" NPT
84935	20	1	Pump Cover Kit
11348	22	1	Adapter

Meter Control Valve Options

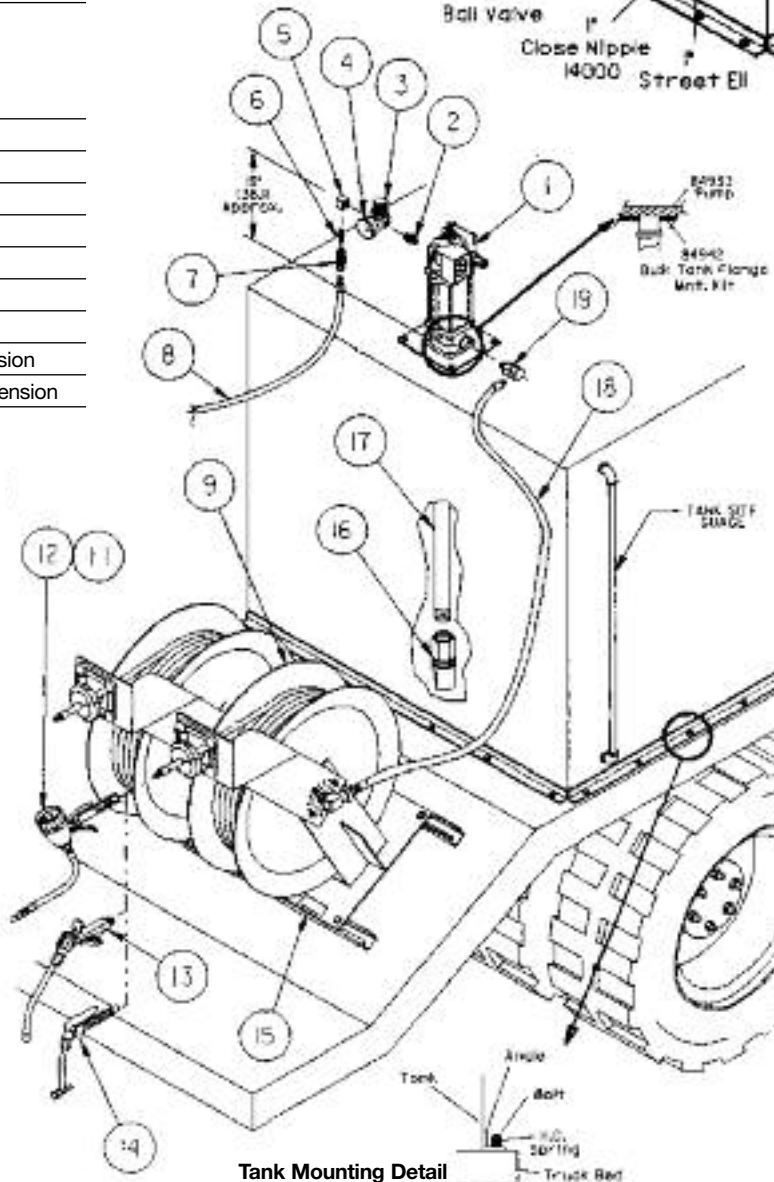
867	11	1	Gallon Totalizing Meter
877	11	1	Quart Totalizing Meter
883	11	1	Quart Totalizing Meter
899	11	1	Liter Totalizing Meter
878	11	1	Pint Totalizing Meter
3867	12	1	Preset Quart Meter
3868	12	1	Preset Gallon Meter
3942	12	1	Preset Liter Meter
775	13	1	Volume Control Valve, Rigid Extension
776	13	1	Volume Control Valve, Flexible Extension
780	14	1	Gear Oil Control Valve

* Available from local petroleum equipment service distributor.

Alternate Pump Mounting #3



NOTE: Metric dimensions shown in parenthesis



Tank Mounting Detail

WARNING

Equipment contained in this catalog can generate very high fluid pressure. Before each use, make sure safety devices are in place and operating properly. Do not alter or modify any part of the equipment as this may cause fire, explosion, property damage, or result in serious bodily injury, including injecting fluid through the skin or splashing in the eyes. To reduce the risk of serious bodily injury or property damage, never exceed the maximum air or fluid working pressure of the **lowest rated system component**. Always read and follow the manual included with the equipment for more detailed information.

FAILURE TO HEED THESE WARNINGS MAY RESULT IN PERSONAL INJURY AND/OR PROPERTY DAMAGE.

WARNING

Pumps with ratios 1:1 to 5:1

2424, 2434, 2435, 2435LN, 2437, 485, 486, 594, 595, 596, 597, 1931, 1936, 1940, 282133, 282396, 282398, 282686, 2532, 2535, 2535LN, 2537, 282990, 284168, 284230, 284231, 284288, 284295, 284840, 284842, 282846, 284852, 284855, 284856, 284862, 284870, 285133, 285168, 285230, 285231, 285295, 285686, 285990, 84829, 84933, 84934, V305000000, V30500SSU, V305055BB, V305016DC, V305275BB, V30500SWM, V305055LT

These pumps can develop up to 1000 psi working pressure 200 psi maximum incoming air pressure. Be sure that all system equipment and accessories are rated to withstand the maximum working pressure of this pump. DO NOT exceed the maximum working pressure of the lowest rated component in the system.

WARNING

Pumps with ratios 6:1 to 49:1

930, 931, 934, 935, 936, 1901, 1902, 1903, 1905, 1906, 1909, 1914, 1932, 1933, 1934, 1937, 1938, 1939, 1951, 1952, 1955, 1996, V410000000, V406000000, V40600SSU, V40600SWM, V41000SSU, V410055DC, V410055BB, V41000SWM, V410055LB, V410055LT

These pumps can develop 7840 psi working pressure at 160 psi maximum incoming air pressure. Be sure that all system equipment and accessories are rated to withstand the maximum working pressure of this pump. DO NOT exceed the maximum working pressure of the lowest rated component in the system.

WARNING

Pumps with ratios 50:1 to 75:1

918, 923, 926, 1418, 1426, 1904, 1910, 1911, 1935, 1941, 9917, 9989, 82050, 82054, 82716, 82991, 83122, 84683, 84684, 84667, 84668, 85791, V350120000, V350400000, V350400DC, V305275BB, V350120DC, V350120HF, V350400HF, V350120LT, V350400LT, V4501200000, V4504000000, V450120DC, V450400DC, V450400HF, V450400HR, V450120LT, V450400LT

These pumps can develop 11250 psi working pressure at 150 psi maximum incoming air pressure. Be sure that all system equipment and accessories are rated to withstand the maximum working pressure of this pump. DO NOT exceed the maximum working pressure of the lowest rated component in the system.

IMPORTANT: Accessory item “whip” hoses for dispensing valve are fluid pressure rated 4500 psi. DO NOT exceed 90 psi air pressure to pump when using “whip” hoses.

DO NOT USE ANY WHIP HOSE WITH ANY PUMP RATED OVER 50:1 RATIO.

WARNING

Models 1272, 1273D, 1276, 1292, 1297

Be sure that all accessories are rated to withstand the maximum working pressure of the pump. DO NOT exceed the maximum working pressure of the lowest rated component in the system.

WARNING

Swivel Models 80353, 80924, 81386, 81387, 81388, 81606, 81703, 81723, 81728, 81729, 81974, 82071, 82072, 82073, 82080, 82087, 82249, 82251, 82252, 82399, 82677, 83594, 82822, 83938

MATERIAL USE: Lincoln swivels are to be used only to transport grease, oil and other lubricants and are designed only for these non-abrasive and non-corrosive purposes. DO NOT use with abrasive and corrosive materials such as sound-deadening materials which may contain limestone and mica particles. Transport of such materials causes rapid premature wear to critical swivel components and can cause failure of swivel. Failure could expose the user to severe bodily injury, permanent disfigurement or death.

INSTALLATION & SERVICE: Tighten all fluid connections securely before using swivel. Never exceed 5000 psi maximum operating pressure. Never alter or modify any part of the swivel. Never attempt to repair or disassemble the swivel while the system is pressurized. Never stop or deflect leaks with hand or body.

MEDICAL ATTENTION: Get medical attention immediately if exposed to high-pressure fluids. Tell the attending physician what was injected.

Viton® and Teflon® are registered trademarks of DuPont Performance Elastomers

Part No.	Page No.	Part No.	Page No.	Part No.	Page No.
RPM 7	39	549-58	85	963	60
RPM 8	39	613	74, 76, 78	964	60
RPM 10	39	615	76	967	39, 58, 107
K00000SSU	6, 8	674	80, 83, 85	987	80
K000016DC	6	740	15, -43, 47, 50, 56,	989	80
K000275BB	6		80, 102, 103, 108, 107	1013	88
K000055BB	6, 9	758	57	1035	88
K000055DC	8	758F	57	1037	88
K000055LB	9	769	57	1132	90
K000055LT	7, 9	774	57	1133	90
K050120DC	11, 13	775	57, 109	1134	89, 90
K050120LT	12, 14	776	57, 109	1142	89, 90
K050400LT	12, 14	778	17, 28, 107	1145	88
K050400DC	11, 13	779	57	1147	90
K40600SSU	8	780	50, 57, 84, 85, 109, 107	1148	89, 90
V305000000	4, 6, 7	815	19, 20, 23, 24, 25, 39,	1151	90
V30500SSU	6		47, 49, 50, 61, 80,	1162	88
V30500SWM	7		82, 84, 99, 97, 109	1200	87
V305016DC	6	816	96	1201	87
V305055BB	6	840	61	1202	87
V305055LT	7	844	96	1203	87
V305275BB	6	845	61	1210	87
V350120000	11, 12	846	47, 49, 50, 61, 107	1211	87
V350400000	11, 12	857	60	1215	87
V350120DC	11	867	58, 109	1215A	87
V350120HF	12	870	60, 107	1218	87, 88, 93
V350120LT	12	871	60	1224	87, 93
V350400DC	11	873	60	1227	87
V350400HF	12	876	58	1230	86, 87, 93
V350400LT	12	877	50, 58, 100, 101, 109	1236	87, 93
V406000000	4, 8	878	50, 58, 109	1240	87
V40600SSU	8	881	58	1242	87
V40600SWM	8	883	50, 58, 102, 103, 104, 109	1244	87
V410000000	4, 8, 9	884	28	1253	84, 85
V41000SSU	8	885	28	1253LN	85
V41000SWM	9	899	58, 109	1254	84, 85
V410055BB	9	905	4, 58	1272	81
V410055DC	8	905SF	58	1273D	81
V410055LB	9	917	80	1275	81
V410055LT	9	917-57	80	1276	81
V4501200000	13, 14	918	19, 102	1292	81
V4504000000	13, 14	923	19	1293	84, 85
V450120DC	13	926	19, 103	1296	81
V450400DC	13	926-1	19	1326	42
224	96	939	99	1335	42
346P	80	940	61	1401	86
500L	81	950	61	1410	86
527	84, 85	952	39, 44, 58	1414	87
527A	85	953	4, 58	1415A	87
535	84, 85	954	4, 39, 44, 58	1418	20
535LN	85	960	61	1426	20
535-58	85	961	60	1426-1	20
549	85	962	60	1442	86

Numerical Index



Part No.	Page No.	Part No.	Page No.	Part No.	Page No.
1444	86	3196	50	5175C	96
1709	36, 37	3197	50	5176	94, 96
1716	36	3198	50	5176C	96
1901	33, 34, 35	3199	50	5177	94, 96
1902	34, 35	3289	50	5177C	96
1903	34, 35	3291	50	5178	94, 96
1904	34, 35, 108	3294	50	5178C	96
1907	34, 35	3295	50	5179	94, 96
1908	34, 35	3296	50	5179C	96
1910	34, 35	3297	50	5180	94, 96
1910-2	104	3605	74, 76	5180C	96
1914	33, 34, 35, 37, 41, 106	3608	76	5181	94, 96
1931	34, 35	3609	74, 76	5181C	96
1932	34, 35	3610	76	5182	94, 96
1933	34, 35	3613	76	5182C	96
1935	34, 35	3614	75, 76	5183	94, 96
1940	34, 35	3624	75	5183C	96
1951	34, 35, 104	3644	74, 76, 78	5184	95
1952	34, 35	3866	58	5185	95
1952-1	104	3867	58, 109	5186	95
2001	30, 31	3868	58, 109	5190	95
2002	30, 31	3942	58, 109	5191	95
2004	30, 31, 108	4030	45, 107	5200	94, 96
2008	30, 31	4100	74, 79	5200C	96
2010	30, 31	4105	79	5210	94, 96
2011	30, 31	4110	79	5210C	96
2014	30, 31, 106	4283	39	5290	95
2051	30, 31	4417	82	5291	95
2052	30, 31	4459	82	5300	94, 96
2066	30, 31	4475	44	5300C	96
2076	30, 31	4480	44	5350	94, 96
2424	24	4481	44	5350C	96
2435	84, 85	4481C	44	5385	94, 96
2435LN	85	4489	82	5385C	96
2437	24	4490	44	5400	94, 96
2524	25	4491	39, 44	5400C	96
2535	84, 85	4492	44	5410	94, 96
2537	25	4493	39	5410C	96
2710	30	5000	94, 96	5468	95
2716	36	5000C	96	5469	95
2740	20	5003	94, 96	5470	95
2790	30	5003C	96	5490	95
2873	60	5010	94, 96	5491	95
3029	56, 93	5010C	96	5527	94, 96
3034	56, 93	5013	94, 96	5527C	96
3050	4, 47, 56	5013C	96	5701	94, 96
3189	50	5031	96	5701C	96
3190	50	5031C	96	5706	94, 96
3191	50	5033	94, 96	5706C	96
3192	50	5033C	96	5803	92
3193	50	5050	94, 96	5806	92
3194	50	5050C	96	5812	56, 93
3195	50	5175	94, 96	5818	56, 93

Numerical Index



Part No.	Page No.	Part No.	Page No.	Part No.	Page No.
5834	83, 88, 92	11852	28 , 55	72360A	47, 55
5845	56, 91 , 92, 93	12018	34	72480A	55
5848	91 , 92	12080	49, 104	72600	47, 49, 50, 55
5849	92	12287	55	72600A	47, 49, 50, 55
5852	81, 89, 90, 91 , 92, 93	12296	28	73024	6, 8, 23, 47, 50, 54 , 106
5852-2	91	12957	28 , 55 , 102, 103	73036	27 , 54
5852-5	91	13329	97	73060	6, 7, 8, 9, 24, 25, 27 , 54 , 104, 109
5852-54	91	13331	97	73120	54 , 107
5853	88, 90, 92	16177	37	73240	54 , 107
5855	92	20026	94	73360	47, 50, 54
5858	93	20028	94	73480	54
5859	92	20029	94	73600	47, 50, 54 , 100, 101
5861	56, 93 , 107	31138	92	73720	47
5862	97	46007	15, 19, 20, 21, 23, 80, 83	73900	54
5874	6, 7, 8, 9, 11, 12, 13, 14, 15, 97	58000	92	74024	47, 49, 55
5875	6, 7, 8, 9, 11, 12, 13, 14, 15, 97	62028	92	74060	55
5876	97	62061	92	74480	55
5883	91 , 92, 94	62117	92	74600	47, 55
5884	92	66060	36, 83	74720	47
5980	61	66084	17 , 28 , 100, 101, 104, 105, 107	75024	47, 49, 50, 54
5983	99	66100	62 , 63, 106, 104	75060	11, 13, 19, 20, 43, 54
5990	61	66101	62	75084	15, 20, 54 , 80
8002	60	66111	62	75120	54 , 107
9149	15	66493	74, 78 , 79	75168	54
9917	15	66584	57	75240	54
9989	15	66883	28 , 105	75360	47, 49, 50, 54 , 102, 103
07201	77	66951	47, 49, 50, 61 , 99	75480	49, 54
07300	77	66953	94	75600	47, 49, 50, 54
07400	77	67054	109	75912CL	93
10049	49	67069	49	75918CL	93
10130	28	67074	107	75924CL	93
10198	11, 13, 28 , 55	67292	93	75936CL	93
10199	28 , 55	68410	58	76024A	54 , 104
10200	28 , 55	68620	79	76024B	49, 54
10202	28 , 55	68887	78	76120B	54 , 108
10204	28 , 55	69375	28	76360B	49, 54
10460	92	69423	28	76600A	49, 54
10461	94	69425	28	76600B	47, 49, 54
10462	28 , 82 , 109	69503	28	76900B	54
10522	28 , 55	69524	28	79060	81
10536	92	69690	53	80133	81, 83
10540	28	69824	53	80202	11, 12, 13, 14, 19, 20, 83
10787	94	69825	53	80423	99 , 107
11107	28	70526	76 , 78	80599	85
11197	28 , 103, 105, 108, 107	71512	93	80895	74, 78 , 80, 83 , 85
11348	109	71518	90, 93	80924	83
11485	94	72024	23, 50, 55	80933	81, 83, 92 , 93
11509	94	72024A	6, 8, 50, 55	81168	81, 83
11659	19, 20, 23, 24, 25, 39, 47, 49, 50, 61, 80, 82 , 99, 97 , 109	72036	19, 20, 55 , 79	81386	56
11660	97	72060	24, 25, 55 , 109	81387	15, 43, 47, 50, 56
11661	97	72120	55		80, 102, 103, 108, 107
		72240	55 , 107		
		72360	47, 50, 55		
				81412	38

Part No.	Page No.	Part No.	Page No.	Part No.	Page No.
81458	83, 92 , 93	82895	34	84673	52, 53
81482	37, 108	82906	57	84683	20
81495	56	82932	57	84684	20
81523	19, 20, 21 , 25, 83	82979	37	84700	79 , 107
81538	38	82989	17 , 19, 20	84714	74 , 79
81606	56 , 93	82991	19	84722	37
81673	83	83112	19	84775	15 , 21 , 38 , 80
81703	56	83112-1	19	84780	11, 13, 15, 17 , 19, 20, 21 , 38 , 80 , 81, 96
81723	56	83115	7, 9, 12, 14, 17 , 19, 20, 23, 24, 25	84799	59
81725	56, 93	83131	9, 38	84803	30
81726	56, 93	83132	37	84804	30
81728	56	83166	38	84815	41 , 79
81729	4, 47, 56	83201	51	84816	41 , 79
81768	81, 83	83202	51	84817	41 , 79 , 104, 105
81795	56, 93	83203	51	84824	41 , 79
81974	56 , 107	83206	51	84826	37
81980	92 , 93	83271	34	84828	42
82050	18 , 19, 80	83278	92	84829	42
82054	18 , 19	83366	19, 21	84831	42
82070	57	83369	38 , 104, 108	84933	22, 23, 25, 109
82072	56	83386	74, 76	84934	106, 104
82073	56	83447	19 , 24 , 25	84935	23, 27 , 109
82080	56	83463-30	109	84940	23, 27 , 100
82087	56 , 104	83464-50	109	84941	19, 20, 23, 24, 25, 27 , 83
82157	56	83513	80	84942	27 , 83
82158	56	83594	56	84945	7, 8, 9, 16 , 23, 27, 37 , 41 , 100, 101, 104
82164	50	83665	34	84946	16 , 23, 27 , 37 , 100, 101
82206	46, 48 , 49, 50	83727	38	84950	45
82228	93	83732	38	84956	45
82230	42	83753	53	84957	45
82251	56	83754	53	84959	45
82252	56	83872	50	84963	37
82258	59	83938	56	84976	30, 32
82393	56	84004	28	84977	30, 32
82399	15, 56 , 80	84080-9	26	84978	30, 32
82413	63	84122	54	84979	30, 32
82439	16 , 27 , 37 , 106	84145-9	26	84981	32
82460	74	84147-9	26	84982	32
82715	42	84191	83	84983	32
82716	80	84192	36 , 78 , 83	84984	32 , 37
82730	34	84257	53, 54	84985	29, 30, 32 , 37
82737	34	84275	48 , 53	84986	30, 32
82757	84, 85	84335	34	84987	32
82760	91	84347	54	84991	29, 30, 32
82773	37	84377	36 , 78 , 83	84992	32
82784	92	84432	52, 53	84993	32
82786	76	84433	53	84994	32
82790	34	84538	23, 24, 25, 27	84995	30, 32
82791	34	84606	99	84996	30, 32
82792	34	84667	18, 20	84997	30, 32
82793	34	84668	18, 20	84998	30, 32
82841	34	84672	52 , 53		
82883	34				

Numerical Index



Part No.	Page No.	Part No.	Page No.	Part No.	Page No.
85003-30	49	85640	50	94163	47
85004	49	85641	48, 50	94300	47
85004-50	49	85642	50	94334	39, 47
85004-50B	49	85672	70, 71	94354	4, 39, 47
85006-30B	49	85674	70, 71	94364	47
85008-50A	49	85716	23, 24, 25, 27	94500	47
85050	49 , 102, 103	85755	23, 27	94532	47
85051	49 , 103, 104, 108	85765	23, 27 , 109	94532G	43, 47
85055	104	85791	15	94552	47
85057	100, 101	85792	15	94552G	47
85061	104	85799	59	94553	4, 47
85062	49	85806	6	94553H	47
85063	49 , 104	85807	6, 7, 8, 9	94904	30
85064	49 , 104	85824	6, 8, 9, 17	102697	96
85065	49	85825	17	102891	96
85240	50	85826	6, 11, 13, 17	102929	96
85242	104	85827	8, 11, 13, 17	103307E	94
85255	41 , 79	85829	12, 14	103308E	94
85300	32	85840	14, 16	103309E	94
85317	29 , 30	85935	23, 27	237105	78 , 79
85387-4	66, 67 , 102, 103, 100, 101	85949	6, 23, 25, 27	238394	97
85387-6	66, 67	86214	37	240994	41
85387-8	66, 67	86261	43	241408	78 , 79, 107
85387-12	68, 69	86262	43	241409	78 , 79, 107
85387-16	68, 69	89010	52	241584	6, 7, 8, 9, 23, 24, 25, 106 , 104, 109
85388-4	66, 67	90464	58, 59 , 107	242911	59
85388-8	66, 67	90656	80	244390	74, 78
85388-12	68, 69 , 108	90776	94	244391	78
85389-8	66, 67	91108	81, 88, 91	244398	29
85389-12	68, 69	91197	74, 76	247748	74, 78
85389-16	68, 69	91241	59	247770	72
85486	43	91392	57, 59	247771	16 , 72
85515	47, 50, 54 , 107	91499	80	247772	72
85516	47, 49, 50, 54 , 102, 103, 108	92572	79	247774	73
85517	47, 49, 50, 54 , 100, 101	93547	59 , 85	247775	73
85621	40	93548	59	247776	73
85622	40, 40	94000	39, 50	247778	73
85623	40	94100	47	247782	72
85624	40	94132	47	247783	72
85626	40	94132A	47	247787	72
85627	40	94132W	47	247789	72
85628	40, 40	94133	47	247791	72
85629	40	94133A	47	247792	72
85630	40, 40	94133W	47	247793	72
85631	40	94152	47	247795	72
85632	40	94152A	47	247797	73
85633	40	94152W	47	247843	44, 73, 82
85634	40 , 41, 79	94153	47	247844	73
85635	41	94153A	47	247863	73 , 109
85636	40	94153W	47	247926	53
85637	40	94154	47	252725	43
85638	40	94154A	47	256200	28
85639	40	94154W	47		

Part No.	Page No.	Part No.	Page No.	Part No.	Page No.
260379	59	284168	24	602016	68, 69
260380	57, 59	284231	24	602103	70, 71
260381	57, 59	285133	25	602104	64, 65
261102	44	285168	25	602106	64, 65
261103	44	285231	25	602108	64, 65, 106, 104
261104	44	360108	105	602109	64, 65
271705	43	600003	39, 62	602112	66, 67
273037	44	600004	63, 79	602113	66, 67
273299	6, 7, 8, 9, 11, 13, 17	600006	63	602116	66, 67
273429	29	600008	63	602117	66, 67
274680	30	600012	63	602134	64, 65, 106, 104
274681	20	600016	63	602136	16, 64, 65
274712	81	600103	62	602138	64, 65
274727	30	600104	63, 79	602203	70, 71
274728	20	600106	63	602204	64, 65
274730	30	600108	63	602206	64, 65
274790	81	600112	63	602208	64, 65, 106, 104
274843	20, 30	600116	63	602212	68, 69
274932	12	600203	62	602216	68, 69
275197	27, 41	600204	63, 79	630104	98
275260	12, 14	600206	63	630204	98
275296	76	600208	63	632004	98
275398	7, 8, 9	600212	63	640104	98
275413	7, 8, 9, 16	600216	63	640106	98
275415	7, 12	600301	63	640204	98
275416	9, 14	600401	39, 62	640206	98
275631	40, 41	602003	20, 30, 44, 70, 71, 82, 109	642006	98
275632	40, 41	602004	64, 65	650108	98
282133	24	602005	64, 65	650208	98
282396	22, 23, 24	602006	64, 65	652008	98, 106, 108
282398	23, 24, 39, 100, 101	602007	64, 65	653112	30, 106
282876	16, 27, 37, 41	602008	64, 65, 106, 104	655008	30
282902	27, 41	602009	64, 65	1230120	54
282930	57	602012	68, 69		
282941	57	602013	68, 69		

A Complete Line of Lubrication Solutions and Industrial Pumping Products



At every construction site, automobile repair shop and industrial plant, maintenance and automotive service professionals need high-quality lubrication equipment and pumping products.

Lincoln offers everything you need for lubrication. Our general-purpose and heavy-duty pumps, hose reels, meters and controls, used fluid systems and hand-held lubrication products are the best in the industry.

Lincoln's global distribution network is the best in the industry.

Lincoln distributors provide their customers with a wide variety of lubrication equipment as well as consistent delivery and service. From small, service-oriented companies to large, integrated suppliers, Lincoln distributors meet the expectations of every customer with just the right level of service and value.

You can depend on Lincoln to continue to provide top quality lubrication solutions through the best distribution network in the United States and around the world.

**For the nearest
authorized Lincoln
sales and service
representative, call:**

Americas:

Lincoln Industrial Corp.
One Lincoln Way
St. Louis, MO 63120
1.314.679.4200
Fax: 1.314.679.4359
Fax: 1.800.424.5359

Europe/Africa:

Lincoln GmbH
Heinrich-Hertz Strasse 2-8
D-69190 Walldorf
Germany
49.6227.33.0
Fax: 49.6227.33.259

Asia/Pacific:

Lincoln Industrial Corporation
51 Changi Business Park
Central 2
#09-06 The Signature
Singapore 486066
65.6588.0188
Fax: 65.6588.3438



Lincoln Industrial Corp.
One Lincoln Way
St. Louis, MO 63120-1578

Phone 314.679.4200
Fax 314.679.4359
www.lincolnindustrial.com

Form 442869 (7/07)
© Copyright 2007
Printed in U.S.A.